


	Opm, Notes see end	Jaar, Year, Jahr, Année	ST Set	Euro ex btw	HD Set	Euro ex btw	🕒 u, h	PRO Set	Euro ex btw	PER Set	Euro ex btw	🕒 u, h
ALFA ROMEO												
Alfa 33	excl. 4x4	83-94	10A01	126	10A01H	151	0,5					
Alfa 33 SportWagon *1	excl. 4x4	88-94	10A05	126	10A05H	151	0,5					
Alfa 75		85-94	65S655	114	65S662	139	0,75					
Alfa 90		84-89	65S655	114	65S662	139	0,75					
Alfa 145, 146		94-	19C02	110	19C02H	120	0,5					
Alfa 147		00-						1001PRO	220	1001PER	175	1
Alfa 155	excl. 4x4	91-97	19C02	110	19C02H	120	0,5					
Alfa 155 4x4	*6	91-97	10C02	125	10C02H	150	0,75					
Alfa 156	excl. Sport Suspension	97-05						1001PRO	220	1001PER	175	2
Alfa 156	Sport Suspension	97-05								1001PER.K	205	
Alfa 156 SportWagon *1	excl. Sport Suspension	*30 00-05						1003PRO	220	1003PER	175	2
Alfa 156 SportWagon *1	Sport Suspension	*4 00-05								1003PER.K	205	2
Alfa 156 incl. SportWagon *1	Vóóras / Front axle	*4*7 97-05	RalRng18	90								
Alfa 159 incl. SportWagon *1		05-	10S05	149	10S05H	174	1,5					
Alfa 164		87-98						1901PRO	203	1901PER	158	1,5
Alfa 166		10.98-								1002PER	175	2,5
Alfetta, Alfetta GT / GTV		72-86	65S655	114	65S662	139	0,75					
Giulietta		77-86	65S655	114	65S662	139	0,75					
GT		04-						1001PRO	220	1001PER	175	2
Alfa Sprint		84-90	10A01	126	10A01H	151	0,5					
AUDI												
50		74-78	65S455	114	65S460	124	1					
80		72-8.78	65S655	114	65S662	139	1					
80	excl. Quattro 4x4	9.78-8.91						3801PRO	183	3801PER	138	1
80 incl. Avant *1		9.91-95								3804PER	164	1
90	excl. Quattro 4x4	84-8.91						3801PRO	183	3801PER	138	1
100		8.73-76	65S655	114	65S662	139	1					
100, 200 incl. Avant *1		76-82	38C01	105	38C01H	130	0,5					
100, 200 incl. Avant *1	excl. Quattro 4x4	82-94	65S560	124	65S565	139	1	----				1
100	Quattro 4x4	11.90-94	65S560	124	65S565	139	1					
100 Avant, 200 Avant *1	Quattro 4x4	3.83-94	65S560	124	65S565	139	1					
Coupé	excl. Quattro 4x4	8.80-96						3801PRO	183	3801PER	138	1
A2	*4	00-05	*4		*4		0,75					
A3	excl. Quattro 4x4	96-03	38C06	113	38C06H	138	0,5					
A3 incl. Sportback	excl. Quattro 4x4	03-12	38C09	113	38C09H	138	0,5					
A3 incl. Sportback	excl. Quattro 4x4	13-	38C13	133	38C13H	158	0,75					
A4 excl. SportSuspension	type B5, excl. Quattro 4x4	95-01	38S02	105	38S02H	130	1			3808PER	152	1
A4 SportSuspension	type B5, excl. Quattro 4x4	95-01	38S02	105	38S02H	130	1					
A4 Avant *1	type B5, excl. Quattro 4x4	96-01	38S02	105	38S02H	130	1					
A4 incl. Avant *1	excl. Quattro 4x4	01-07	38C10	113	38C10H	148	0,75					
A4 incl. Avant *1	Quattro 4x4	*4 01-07	38S04	173	38S04H	198	0,75					
A4 incl. Avant *1	excl. Quattro 4x4	08-15	38C16	134	38C16H	159	0,5					
A5		07-	38C16	134	38C16H	159	0,5					
A6 incl. Avant *1	excl. Quattro 4x4	94-5.97	65S560	124	65S565	139	1	----				1
A6 incl. Avant *1	Quattro 4x4	94-5.97	65S560	124	65S565	139	1					
A6	excl. Quattro 4x4	6.97-04	38C05	113	38C05H	138	0,25					
A6 Avant *1	excl. Quattro 4x4	6.97-05	38C05	113	38C05H	138	0,25					
A6	Quattro 4x4	7.97-04	38S03	130	38S03H	155	1,25					
A6 Avant *1	Quattro 4x4	12.97-05	38S03	130	38S03H	155	1,5					
A6 incl. Avant *1	type C6 , SportLine on request *4	*4*7*30 05-11	RalRng26	90								
A6 incl. Avant *1	incl. Quattro 4x4	11-	38C16	134	38C16H	159	0,5					
A8	*4*7	94-02	RalRng18	90								
Q3		11-15	38C09	113	38C09H	138	0,5					
Q5		09-	38C16	134	38C16H	159	0,5					
S3		13-	38C13	133	38C13H	158	0,75					

	Opm, Notes see end	Jaar, Year, Jahr, Année	ST Set	Euro ex btw	HD Set	Euro ex btw	🕒 u, h	PRO Set	Euro ex btw	PER Set	Euro ex btw	🕒 u, h
AUSTIN												
Montego , Maestro excl. 700L Van *2	*30	83-94	65S655	114	65S660	124	1					
BEDFORD												
Astra Max *2		85-93	30A03	154	30A03H	189	0,25					
CF 220, 250, 280, 340 excl. type 97700	Extra Heavy Duty *21	76-82	*4		12B02E	218	0,75					
BMW												
1502, 1602, 1802, 2002	E6, E10	66-77	65S660	124	65S665	139	0,75					
2.5CS, 3.0CS	E9 *4	71-76								1406PER	188	1
2500 2.8, 3.0, 3.3	E3 *4	-77	*4		*4							
1 series	E81,E87,E82,E88	04-13	14S01	145	14S01H	170	1,25					
3 series excl. 315	E21	75-82	65S655	114	65S662	139	1,25					
3 series model 315	E21	80-84	65S655	114	65S662	139	1,25					
3 series	E30	83-91	30C09H	110	30C09E	130	0,25					
3 series Touring *1	E30	87-95	30C07H	123			0,5					
3 series	E36	12.90-98	30C09H	110	30C09E	130	0,25					
3 series Touring *1	E36	95-99	30C09H	110	30C09E	130	0,25					
3 series Compact	E36	94-00	30C09H	110	30C09E	130	0,25					
3 series incl. Touring *1	E46	3.98-05	14C04	107	14C04H	132	0,5					
3 series incl. Touring *1, Coupé	E90,E91,E92 Att.some Monroe shocks won't fi	05-	14S02	165	14S02H	190	1,75					
5 series	E12	72-6.81	65S560	124	65S565	139	1,25					
5 series	E28	7.81-88						--		1404PER	154	1,25
5 series excl. Touring *1	E34	88-96						1401PRO	206	1401PER	161	1,25
5 series excl. Touring *1	E39	96-03						1405PRO	213	1405PER	168	2,5
5 series excl. Touring *1	E60	03-10	65S760	124	65S765	143	1,5					
5 series excl. Touring *1	G30	17-						1407PRO	213			2,5
6 series	E24	76-90	65S660	124	65S665	139	1,25					
7 series	E23	77-86	65S760	124	65S765	143	1,25	1402PRO	174			1,25
7 series	E32	86-95	65S760	124	65S765	143	1,25	--				
7 series	E65	01-08	RalRng26	90								
X1	F48	15-22	14C06	185			0,75					
X3	E83	04-10	14C05	154			0,5					
CHEVROLET U.S.A.												
Avalanche, (Cadillac Escalate)	*4 *30	02-	22S01	155	22S01H	180	-					
Corsica, Beretta		87-95	22C06	129			0,25					
Corsica, Beretta		95-						--		2201PER	148	0,5
Lumina APV		90-97	22C07	106	22C07H	131	0,5					
S10 Pick-up		95-	22A01	194	22A01H	229	0,75					
Trans Sport		97-06	22C08	136	--		0,25					
CHEVROLET (DAEWOO)												
Aveo		11-	46C04	145	46C04H	170	0,5					
Cruze		09-	46C02	145	46C02H	170	0,25					
Epica	*4 *7	01-10	RalRng26-50	90								
Espero		95-97	30C09	100	30C09H	110	0,25					
Lacetti		04-	46S01	125	46S01H	150	1					
Lanos		97-03	30C09	100	30C09H	110	0,25					
Leganza		6.97-03	46S02	114	46S02H	139	1					
Nexia		95-97	30C07	98	30C07H	123	0,25					
Nubira incl. Wagon *1	<i>ook model '06- / also model '06-</i>	97-	46S01	125	46S01H	150	1					
Spark		10-	46C03	120	46C03H	145	0,25					
Tacuma, Rezzo		00-	46C01	135	46C01H	160	0,75					
CHRYSLER												
300C incl. Station wagon *1	*31	04-								1301PER	210	
300C incl. Station wagon *1	<i>always heavy cars, like (super)-stretched Limo's</i>	04-								1301PER	*7	
GTS		87-89	13C01	137	13C01H	162	0,5					
Le Baron		88-94	13C01	137	13C01H	162	0,5					

	Opm, Notes see end	Jaar, Year, Jahr, Année	ST		HD		u, h	PRO		PER		u, h
			Set	Euro ex btw	Set	Euro ex btw		Set	Euro ex btw	Set	Euro ex btw	
Neon		10-99-	13S02	121	13S02H	146	0,75					
PT-Cruiser		00-10	13C03	125	13C03H	150	0,5					
Saratoga		89-94	13C01	137	13C01H	162	0,5					
Sebring		01-	13S03	121	13S03H	146	1					
Stratus		95-	13S01	112	13S01H	137	0,5					
Voyager , Grand Voyager type 1, 2	excl. 4x4	84-12.95	13B04	159	13B04H	194	0,75					
Voyager , Grand Voyager type 1, 2	4x4 *4	84-12.95	*4		*4							
Voyager , Grand Voyager type 3	excl. 4x4	1.96-01	13B05	135	13B05H	170	0,25					
Voyager , Grand Voyager type 3	4x4 *4	1.96-01	*4		*4							
Voyager , Grand Voyager type 3 excl. 4x4	Nivotronik Luchtveren, Air Springs	1.96-01	13LU03	385			1,5					
- Nivotronik onderdelen, parts	losse balg, one bellow (Left = Right)	1.96-01	13LB03	127			-					
Voyager , Grand Voyager type 4 excl. 4x4		01-08	13B06	143	13B06H	168	0,75					
Voyager , Grand Voyager type 4 excl. 4x4	extra stijging voor LPG onderbouwgas	01-08			13B06E	183	0,75					
Voyager , Grand Voyager type 4 excl. 4x4	EHD-set: min. 400kg lading/load	01-08			13B06EE	297	0,75					
Voyager , Grand Voyager type 4 excl. 4x4	Nivotronik Luchtveren, Air Springs	01-08	13LU06	385			1,5					
- Nivotronik onderdelen, parts	losse balg, one bellow (Left or Right)	01-08	13LB06L/R	127			-					
Voyager , Grand Voyager type 4	4x4	01-08	13B07	136	13B07H	170	1					
Voyager , Grand Voyager type 4	4x4 *19	01-08			13B07E	185	1					
Grand Voyager gen.5	also Town and Country	08-	13B08	160	13B08H	185	0,75					
CITROEN												
Berlingo laadvermogen/carrying capacity 400kg, 600kg		96-02	31B07	136	31B07H	161	0,25					
Berlingo laadvermogen/carrying capacity 800kg		96-02	31B14	146	31B14H	171	0,25					
Berlingo laadvermogen/carrying capacity 800kg Extra Heavy Duty	*21	96-02			31B14E	196	0,25					
Berlingo		02-08	31B14	146	31B14H	171	0,25					
Berlingo Extra Heavy Duty	*21	02-08			31B14E	196	0,25					
Berlingo Multispace, incl XTR		08-18						3107PRO	246	3107PER	201	0,5
Berlingo model L1 SWB (Short Wheel Base)	*11	08-18						3104PRO	238	3104PER	193	0,5
Berlingo model L2 LWB (Long Wheel Base)	*11	08-18						3105PRO	248	3105PER	203	0,5
Berlingo EHD with ±900kg on orig.height	Extra Heavy Duty, min. 800kg *20	08-18								3110PEH	280	0,5
Berlingo model L1/L2	PER: min. 100kg *20	18-						*5		3104PER	193	0,5
C1	Heavy Duty HD: min.50kg load	05-14	37C12	115	37C12H*21	150	0,5					
C1		14-	37C17	134	37C17H	159	0,5					
C2		03-	16C02	118	16C02H	128	0,5					
C3 incl. Pluriel		01-16	16C02H	128	16C02E	153	0,5					
C3	HD-set (Heavy Duty): min. load 75kg	16-	31C10	141	31C10H	168	0,5					
C3 Picasso		09-	16C05	132	16C05H	157	0,5					
C4 incl. Coupé	ook nieuw model '10- / also new model '10-	04-	31C05	117	31C05H	142	0,5					
C4 Picasso	(also conversion air springs to steel: *	06-13	-		-			3104PRO	238	3104PER	193	0,5
C4 Grand Picasso	(also conversion air springs to steel: *	06-13	-		-			3105PRO	248	3105PER	203	0,5
C4 Picasso, Grand Picasso		13-	31C09	128	31C09H	153	1					
C4 Aircross		10-						2809PRO*4	*4	2809PER	174	
C4 Cactus	HD-set (Heavy Duty): min. load 60kg	14-18	16C07	165	16C07H	196	1					
C5	met schroefveren / with coil springs	08-						3101PRO	216	3101PER	171	1,5
C5 Tourer	met schroefveren / with coil springs	08-						3102PRO	226	3102PER	181	1,5
C5 Aircross		18-	31C09	128	31C09H	153	1					
C8		02-	51C01	125	51C01H	160	0,5					
C-Crosser		07-12	28C16	130	28C16H	155	1					
Evasion		94-02	51C01	125	51C01H	160	0,5					
C15		85-	31B02	130	31B02H	155	0,5					
C15 Romahome camper / motorhome	Extra Heavy Duty	85-			KR3102E	185	0,5					
C25 Campers*3 or Very heavy vehicles *21	see separate camper catalogue											
C25 Front springs*33 or AL-KO chassis*36	see separate camper catalogue											
C25	280/290	*10 *17	81-94	51A02	185	51A02H	225	1				
DS3	*) HD-set: min. 75kg belading / load required	10-	16C06	135	16C06H*	160	0,5					
DS5		11-						3107PRO	246	3107PER	201	0,5
DS5 Hybrid	Specialy for problems with very low original car height	10-								3111PER	250	4

	Opm, Notes see end	Jaar, Year, Jahr, Année	ST Set	Euro ex btw	HD Set	Euro ex btw	🕒 u, h	PRO Set	Euro ex btw	PER Set	Euro ex btw	🕒 u, h
Jumper Campers*3 or Very heavy vehicles *21	see separate camper catalogue											
Jumper Front springs*33 or AL-KO chassis*36	see separate camper catalogue											
Jumper, Relay 27	230	*10 *16 94-02	51B02	240			1					
Jumper, Relay 31	230	*10 *16 94-02	51B02	240	51B02H	270	1					
Jumper, Relay 35	230	*10 *16 94-02	51B02H	270			1					
Jumper, Relay 29,33,35 excl.4x4	244	*10 02-06	51A03	240	51A03H	270	1					
Jumper, Relay 29,33,35 4x4	244 EHD *4 Extra HD on request	*10 02-06	51A04	265	51A04H	295	1					
Jumper, Relay (also model '14-)	250 HD-set: min. 1200kg *20	*10 06-	51B03	240	51B03H	290	1					
Jumpy, Dispatch		95-07	51C01	125	51C01H	160	0,5					
Jumpy, Dispatch		07-16	51C03	120	51C03H	155	0,75					
Jumpy, Dispatch	Extra Heavy Duty, min. load 150kg	07-16			51C03E	190	0,75					
Jumpy, Dispatch,SpaceTourer Light chass max1500kg	Heavy Duty, min. load 125kg	*39 6.16-	51C04	140	51C04H	175	0,75					
Jumpy, Dispatch,SpaceTourer Light chass max1500kg	Extra Heavy Duty, min. load 250kg	*21 *39 6.16-			51C04E	195	0,75					
Jumpy, Dispatch,SpaceTourer Heavy chass max1800kg	Heavy Duty, min. load 125kg	*39 6.16-	51C05	140	51C05H	175	0,75					
Jumpy, Dispatch,SpaceTourer Heavy chass max1800kg	Extra Heavy Duty, min. load 250kg	*21 *39 6.16-			51C05E	195	0,75					
e-Jumpy, Electric (chass axle2 max1650kg)	Heavy Duty, min. load 125kg	*39 20-	51C04	140	51C04H	175	0,75					
Nemo	1902COM: Comfort set *38	08-						1902COM*38	165	1902PER	195	0,5
Xsara incl. Berline, Coupé, Break*1		97-05	31B09	136	31B09H	161	0,25					
Xsara Picasso		99-10	31B14	146	31B14H	171	0,25					
Visa excl. Chrono, GT, GTI		78-91	65S860	143			1					
Visa Chrono, GT, GTI		8.78-91	65S755	118	65S762	143	1					
ZX		91-97	31B09	136	31B09H	161	0,25					
ZX Break*1		94-97	31B06	134	31B06H	159	0,25					
DACIA												
Dokker Zwart bumpstop / Black bumpstop	HD-set: *20, min. 150kg lading/load	12-22	32C16	154	32C16H	179	0,5					
Dokker Van Bruin bumpstop / Brown bumpstop	HD-set: *20, min. 160kg lading/load	12-22	32C19	164	32C19H	189	0,5					
Duster 2wd/4x2/Fwd		10-	32C21	137	32C21H	162	0,75					
Duster 4x4		10-	32S19	165	32S19H	190	1					
Lodgy	HD-set: *20, min. 100kg lading/load	12-	32C18	137	32C18H	162	0,75					
Logan MCV		07-6.13	32C14	127	32C14H	152	0,75					
Logan MCV		7.13-	32C21	137	32C21H	162	0,75					
Sandero	B8	11.12-	32C21	137	32C21H	162	0,75					
DAEWOO -> CHEVROLET (DAEWOO)												
DAIHATSU												
Applause excl. 4x4		11.89-	65S555	114	65S562	139	1	1701PRO	177	1701PER	137	1
Charade	G100, G101, G102	4.87-8.93	65S555	114	65S562	139	1					
Charade	G200	9.93-	17A01	111	17A01H	136	0,25					
Charade sedan -> zie/see Valéra												
Charmant incl. StationWagon *1	A40	11.80-3.82	80S860	131	80S865	141	0,75					
Cuore	L80	*6 11.85-10.90	17C02	107	17C02H	132	0,5					
Cuore	L251	4.03-07						1709PRO	170		130	0,5
Cuore L276		07-						1712PRO	163			0,75
Cuore L276 , ook verlagingsset beschikbaar, also loweringkit: 1712Lo		*7 07-										
Feroza	F300	10.88-97	80S860	131	80S865	141	0,75					
Gran Move	G301,G303	97-						1704PRO	183	1704PER	143	1,5
Mini-Van, Wide Cab	S65,S70,S75	1.81-	80S860	131	80S865	141	0,75					
Materia		07-						1711PRO	180			0,75
Rocky 4x4		9.84-94	80S860	131	80S865	141	0,75					
Rocky 4x4		94-	17S01	128	17S01H	153	0,75					
Sirion		98-04						1708PRO	160			0,5
Sirion 2		05-						1710PRO	177			0,5
Taft 4x4		9.80-8.84	80S860	131	80S865	141	0,75					
Terios incl. 4x4		9.97-3.06						1706PRO	190			1
Terios incl. 4x4	J200	4.06-	17C05	107	17C05H	132	0,5					
Trevis		06-11						1709PRO	170		130	0,5
Valéra, Charade sedan	G203 chass.nr. <508594	95-6.96						1703PRO	177	1703PER	137	1

 ver. Cat2406a NL/UK Blue = new General info: see separate file on site! tel. +31/0-180-517788	Opm, Notes see end	Jaar, Year, Jahr, Année	ST		HD		u, h	PRO		PER		u, h
			Set	Euro ex btw	Set	Euro ex btw		Set	Euro ex btw	Set	Euro ex btw	
Valéra, Charade sedan	G203 chass.nr. 508594 >	7.96-00						1707PRO	180	1707PER	140	1
YRV , Young RV		00-						1706PRO	190			1
DODGE												
Caliber		06-	RalRng26	90								
(Mini) Ram Van , Caravan type 1, 2	excl. 4x4	88-12.95	13B04	159	13B04H	194	0,5					
(Mini) Ram Van , Caravan type 1, 2	4x4	88-12.95	*4		*4							
(Mini) Ram Van , Caravan type 3 excl. 4x4		1.96-01	13B05	135	13B05H	170	0,25					
Voyager , Grand Voyager type 3 excl. 4x4	Nivotronik Luchtveren, Air Springs	*7 1.96-01	13LU03	385			1,5					
- Nivotronik onderdelen, parts	losse balg, one bellow (Left = Right)	*7 1.96-01	13LB03	127			-					
(Mini) Ram Van , Caravan type 4 excl. 4x4		01-08	13B06	143	13B06H	168	0,75					
(Mini) Ram Van , Caravan type 4 excl. 4x4		*19 01-08			13B06E	183	0,75					
(Mini) Ram Van , Caravan type 4 excl. 4x4	EHD-set: min. 400kg lading/load	*21 01-08			13B06EE	297	0,75					
(Mini) Ram Van , Caravan type 4 excl. 4x4	Nivotronik Luchtveren, Air Springs	*7 01-08	13LU06	385			1,5					
- Nivotronik onderdelen, parts	losse balg, one bellow (Left or Right)	*7 01-08	13LB06L/R	127			-					
Grand Caravan type 5		08-	13B08	160	13B08H	185	0,75					
Nitro		*4 07-	*4		*4							
FIAT												
127, 127 Panorama Van, 128		69-88	19S055	115	19S062	140	1					
500X incl.4x4		15-	19S01	143	19S01H	182	1,5					
Brava, Bravo		95-01	19C02	110	19C02H	120	0,5					
Bravo		07-	19C11	120	19C11H	145	0,5					
Croma		85-96						1901PRO	203	1901PER	158	1,5
Croma		05-	20C01	111	20C01H	146	0,75					
Doblo incl. Cargo		*10 01-10	19B03	199	19B03H	249	0,5					
Doblo incl. Cargo		10-	19C12	145	19C12H	180	0,5					
Ducato Very heavy vehicles *21 or Campers *3	<i>see separate camper catalogue</i>	*7										
Ducato Front springs *33 or AL-KO chassis*36	<i>see separate camper catalogue</i>	*7										
Ducato	280/290	*10 *17 81-94	51A02	185	51A02H	225	1					
Ducato 10	230	*10 *16 94-02	51B02	240			1					
Ducato 14	230	*10 *16 94-02	51B02	240	51B02H	270	1					
Ducato 18	230	*10 *16 94-02	51B02H	270			1					
Ducato 11, 15, 18 excl. 4x4	244	*10 02-06	51A03	240	51A03H	270	1					
Ducato 11, 15, 18 4x4	244 EHD *4 Extra HD on request	*10 02-06	51A04	265	51A04H	295	1					
Ducato	250 HD-set: min. 1200kg *20	*10 06-	51B03	240	51B03H	290	1					
Ducato: bladveren (vervangend of verzwaaard) ook leverbaar. Leaf springs also available		*4 *7										
Fiorino		77-94	19S060	120	19S065	145	1					
Fiorino		*6 94-01	19A02	131	19A02H	156	0,25					
Fiorino, Qubo	1902COM: Comfort set *38	08-						1902COM*38	165	1902PER	195	0,5
Grande Punto -> zie/see Punto												
Idea		03-	19A03	142	19A03H	167	0,25					
Marea incl. Weekend *1		96-03	19C09	111	19C09H	136	0,5					
Multipla		10.98-04	19C06	115	19C06H	140	0,5					
Palio Weekend *1		4.96-01	19C04	115	19C04H	140	0,5					
Panda I		*6 81-86	19B01	134			0,25					
Panda II Fire motor		86-03	19C01	105	19C01H	130	0,5					
Penny, Duna		87-94	19S060	120	19S065	145	1					
Punto		94-99	19C03	115	19C03H	140	0,5					
Punto		99-10	19C05	115	19C05H	140	0,5					
Grande Punto, Punto Evo		06-12	19C10	115	19C10H	140	0,5					
Punto		12-	19C10	115	19C10H	140	0,5					
Regata incl. StationWagon, Weekend, Marengo *1		83-90	19S060	120	19S065	145	1					
Ritmo, Strada I		78-9.82	19S055	115	19S062	140	1					
Ritmo II		10.82-88	19S055	115	19S062	140	1					
Scudo		95-07	51C01	125	51C01H	160	0,5					
Scudo 2		07-16	51C03	120	51C03H	170	0,75					
Scudo 2	Extra Heavy Duty, min. load 150kg	07-16			51C03E	190	0,75					

	Opm, Notes see end	Jaar, Year, Jahr, Année	ST		HD		u, h	PRO		PER		u, h
			Set	Euro ex btw	Set	Euro ex btw		Set	Euro ex btw	Set	Euro ex btw	
Scudo 3 Light chass max1500kg		21-	51C04	140	51C04H	175	0,75					
Scudo 3 Light chass max1500kg	*21 *39	21-			51C04E	195	0,75					
Scudo 3 Heavy chass max1800kg		21-	51C05	140	51C05H	175	0,75					
Scudo 3 Heavy chass max1800kg	*21 *39	21-			51C05E	195	0,75					
e-Scudo, Electric (chass axle2 max1650kg)	*39	22-	51C04	140	51C04H	175	0,75					
Sedici	incl.4x4	07-	35C06	126	35C06H	151	0,5					
Stilo		01-	19C07	115	19C07H	140	0,5					
Stilo Multi Wagon *1		03-	19C08	125	19C08H	150	0,75					
Strada Pickup (also model 2012)	HD-set: min. 550kg *20	99-	19B04	145	19B04H	180	0,5					
Talento		91-94	51A02	185	51A02H	225	1					
Talento		16-	32C10	121	32C10H	156	0,75					
Tempra excl. StationWagon *1		90-8.96	19C02	110	19C02H	120	0,5					
Tempra StationWagon *1		90-8.96	19C02H	120	19C02E	140	0,5					
Tipo		88-95	19C02	110	19C02H	120	0,5					
Ulysse		94-02	51C01	125	51C01H	160	0,5					
Ulysse		02-	51C01	125	51C01H	160	0,5					
Uno		83-94	65S555	114	65S560	124	1					
FORD												
Capri I, II, III	*27	9.69-3.84	80S860	131	80S865	141	0,75					
Capri I, II, III	*28	9.69-3.84	65S655	114	65S662	139	0,75					
C-Max		07-10	21C06	114	21C06H	139	0,5					
C-Max		10-	21C10	124	21C10H	149	0,75					
Escort incl. Cabrio, Estate *1	*9	9.80-10.90	21C03	98	21C03H	123	0,5					
Escort		11.90-99						2101PRO	171	2101PER	126	1
Escort Clipper, Wagon *1		11.90-00	21C05	98	21C05H	123	0,5					
Escort Van*2	*6 *10	9.80-10.90	21A02	102	21A02H	127	0,5					
Escort Van*2	*10	11.90-01	21A04	148	21A04H	173	0,5					
Fiësta		9.76-3.89	21A01	114	21A01H	139	0,5					
Fiësta		4.89-96						2101PRO	171	2101PER	126	1
Fiësta		96-02						2106PRO	172	2106PER	127	1
Fiësta		02-08	21C07	118	21C07H	143	0,5					
Fiësta		08-17	21C09	145	21C09H	170	0,5					
Fiësta Courier*2		9.91-12.94	21A06	135	21A06H	160	0,5					
Fiësta Courier*2		1.95-03	21A14	160	21A14H	185	0,5					
Focus	Trend, Ambient	98-05	21C06	114	21C06H	139	0,5	2110PRO	170	2110PER	125	1
Focus	Trend, Ambient	05-11	21C06	114	21C06H	139	0,5					
Focus		11-18	21C10	124	21C10H	149	0,75					
Focus Active, excl. ST	*5	18-	21C12	*5			0,75					
Focus Wagon,Turnier,Clipper *1	Trend, Ambient	98-10						2109PRO	204	2109PER	159	1
Focus Wagon,Turnier,Clipper *1		11-18						2115PRO	224	2115PER	179	1
Focus Wagon,Turnier,Clipper *1	*5	18-						2120PRO	*5	2120PER	*5	1
Focus C-Max	(07- see "C-Max")	03-07	21C06	114	21C06H	139	0,5					
Fusion		02-	21C07	118	21C07H	143	0,5					
Galaxy		96-06	38C07	113	38C07H	148	0,5					
Galaxy	Also when Nivomat is replaced	06-						3905PRO	213	3905PER	168	0,75
Galaxy		15-	21S08	164	21S08H	*5	1					
Granada incl. Estate *1		71-85	21S01H	155								
Ka		97-00						2106PRO	172	2106PER	127	1
Kuga	*4 *7	08-12	RalRng18	90								
Kuga	*4 *7	13-	RalRng26	90								
Mondeo	excl. 4x4	4.93-12.00						2104PRO	204	2104PER	159	1,25
Mondeo	excl. 4x4	1.01-07						2111PRO	204	2111PER	159	1,25
Mondeo	excl. 4x4	07-15						2113PRO	219	2113PER	174	1
Mondeo Wagon *1 excl. VR6 (6 cil.)	excl. 4x4	5.93-7.96	21A15	146	21A15H	171	0,25	2105PRO	204	2105PER	159	1
Mondeo Wagon *1 VR6 (6 cil.)	excl. 4x4	5.93-7.96						2105PRO	204	2105PER	159	1
Mondeo Wagon *1 excl. VR6 (6 cil.)	excl. 4x4	8.96-12.99	21A15	146	21A15H	171	0,25	2107PRO	209	2107PER	164	0,75

	Opm, Notes see end	Jaar, Year, Jahr, Année	ST Set	Euro ex btw	HD Set	Euro ex btw	u, h	PRO Set	Euro ex btw	PER Set	Euro ex btw	u, h
Mondeo Wagon *1 VR6 (6 cil.)	excl. 4x4 *12	8.96-12.99						2107PRO	209	2107PER	164	0,75
Mondeo Wagon *1	excl. 4x4	1.00-12.00						2107PRO	209	2107PER	164	0,75
Mondeo Wagon *1	excl. 4x4 Sport/Lower susp: on request *4	1.01-07						2112PRO	209	2112PER	164	0,75
Mondeo Wagon *1	excl. 4x4	07-14						2114PRO	219	2114PER	174	1
Mondeo Wagon *1	excl. 4x4	14-	21S09	*5	21S09H	*5						
Orion		7.83-10.90	21C03	98	21C03H	123	0,5					
Orion		11.90-94						2101PRO	171	2101PER	126	1
S-Max excl. Sport suspension IVDC	Also when Nivomat is replaced *30	06-						3905PRO	213	3905PER	168	0,75
S-Max		15-	21S08	164	21S08H	*5	1					
Scorpio		5.85-95	21S06	138	21S06H	163	0,75					
Scorpio		95-	21A11	108	21A11H	133	0,25					
Scorpio Wagon *1	*32	2.92-95								2103PEH	193	1,75
Scorpio Wagon *1		95-00	21A13	132	21A13H	157	0,25					
Sierra		9.82-1.87	21A07	121	21A07H	146	0,25					
Sierra	*19	9.82-1.87	21S05	106	21S05H	131	0,75					
Sierra		2.87-4.93	21A05	121	21A05H	146	0,25					
Sierra	*19	2.87-4.93	21S05	106	21S05H	131	0,75					
Sierra Estate *1	*26	9.82-4.93	21S07	108	21S07H	133	0,75					
Taurus type 17M, 20M, 26M		60-71	80S965	141			0,75					
Taurus incl. Estate *1	*6	9.71-8.82	21B01	125	21B01H	150	0,5					
Transit	Square rear axle *16	2.86-00	21A03	161	21A03H	196	0,5					
Transit Extra Heavy Duty (o.a./i.a. Campers*3)	Square rear axle *16 *21	2.86-00			21A03E	241	0,75					
Transit	axle: Ø82mm *17	2.86-00	21A10	175	21A10H	210	0,75					
Transit Extra Heavy Duty (o.a./i.a. Campers*3)	axle: Ø82mm *17	2.86-00			21A10E	310	0,75					
Transit Fwd Front wheel drive	*6 *9	00-5.01	21A16	215	21A16H	250	0,75					
Transit Fwd Front wheel drive	*9 *16	00-6.06	21A17	279	21A17H	339	0,75					
Transit Fwd Front wheel drive	*9 *16	7.06-	21A20	289	21A20H	349	0,75					
Transit Fwd Front wheel drive	*9 *16	14-	21A20	289	21A20H	349	0,75					
Transit Camperchassis / Motorhome *3	see separate camper catalogue *9 *16	7.06-										
Transit Rwd Rear wheel drive	*8 *17 *34	00-6.06	21A18	289	21A18H	349	0,75					
Transit Rwd Rear wheel drive	HD-set: min. load 300 kg *8 *17 *34	6.06-14	21A21	309	21A21H *	369	0,75					
Transit Rwd Rear wheel drive	(HD-set: no min. axle load) *8 *17 *34	14-19	21B07	270	21B07H	320	0,75					
Transit Rwd Rear wheel drive	EH-set: min. load 400 kg *20 Extra H *8 *17 *34	14-19			21B07E	370	0,75					
Transit Rwd Rear wheel drive	*8 *17 *34	19-	21B08H	395	21B08E	424	0,75					
Transit Rwd Dubbellucht / Twinwheel model	*8 *17 *35	00-06	21B03	289	21B03H	339	0,75					
Transit Rwd Dubbellucht / Twinwheel model	*8 *17 *35	06-	*5		21B05H	320	0,75					
Transit Rwd Dubbellucht / Twinwheel model	EH-set: min. load 400 kg *20 Extra H *8 *17 *35	06-			21B05E	370	0,75					
Transit Custom , Tourneo Custom	HD-set: min.axle load 800kg *20	12-23	21B06	245	21B06H*20	295	0,5					
Transit Custom , Tourneo Custom	EH-set: min.axle load 950kg *20 Extra Heavy D	12-23			21B06E*20	345	0,5					
Transit Connect , Tourneo Connect	incl. SWB, LWB *10	02-13	21A19	189	21A19H	224	0,5					
Transit Connect , Tourneo Connect	L1, SWB short wheel base *11	13-18								2116PER	230	0,5
Transit Connect , Tourneo Connect	L2, LWB long wheel base *11	13-18								2117PER	230	0,5
Transit Connect , Tourneo Connect	Short version length L1 *11	18-								2118PER	295	0,75
Transit Connect , Tourneo Connect	Long version length L2 *11	18-								2119PER	295	0,75
Transit Courier , Tourneo Courier		14-	21C11	136	21C11H	161	0,75					
FORD USA												
Mustang		64-73	80S860	131	80S865	141	0,75					
Taurus	*4	00-03										
Taurus Wagon *1		1.86-96	21C05	98	21C05H	123	0,5					
Thunderbird		1.89-93	80S960	131	80S965	141	0,75					
Thunderbird	*4 *7	94-98	RalRng26	90								
Windstar	*4	95-	21C08	178	21C08H	213	1,25					
HONDA												
Accord		2.77-11.85	23S01	115	23S01H	140	1,25					
Accord incl. Aerodeck *1	CA	12.85-10.89	23S03	111	23S03H	136	1					
Accord	CB, CC7,CE7,CE8,CE9,CF1	11.89-99	23S04	111	23S04H	136	1					

	Opm, Notes see end	Jaar, Year, Jahr, Année	ST		HD		u, h	PRO		PER		u, h	
			Set	Euro ex btw	Set	Euro ex btw		Set	Euro ex btw	Set	Euro ex btw		
Accord incl. Coupé		CG7,CG8,CG9,CH6,CH7,CG2,CG4	00-03	23S07	122	23S07H	147	1					
Accord		CL,CN	11.03-08	23S08	122	23S08H	147	1,25					
Accord Tourer		CM,CN	04-08	23S09	130	23S09H	155	0,75					
Accord incl. Tourer		CU,CW stijging/raises ST/HD 35/40mm	08-	23S10	132	23S10H	157	1					
Civic, Ballade excl. Wagon *1		1200, 1300	2.73-11.83	23S01	115	23S01H	140	1,25					
Civic, Ballade incl. CRX Coupé, Shuttle		excl.4x4	12.83-11.87	23S03	111	23S03H	136	1					
Civic, Ballade incl. CRX Coupé		EC,ED excl.4x4	12.87-11.91						2301PRO	172	2301PER	127	1
Civic incl. CRX Coupé		EG, EH, EJ1, EJ2	12.91-96						2302PRO	183	2302PER	138	1
Civic incl. Coupé, excl. 5-door		EJ, EK	96-01						2302PRO	183	2302PER	138	1
Civic 5-door incl. Aerodeck		MA, MB	95-01						2304PRO*6	173	2304PER*6	128	1
Civic incl. Coupé		EU7,EU8,EM2,EM3	01-06						2305PRO	198	2305PER	153	1
Civic		FK, FN	06-12	23C06	165	23C06H	190	1					
Civic incl. Tourer		FB, FG, FK	12-	23C07	170	23C07H	195	1					
Civic Hybrid		(Also Front on request *4)	06-	23C03	150			1					
CR-V		RD1	98-02	23S06	133	23S06H	158	1					
CR-V		RD8	02-07	RalRng26-8	90								
CR-V		RE	07-12	RalRng40 *7	90						2307PER	235	1
CR-V *4: Attention: a hole in an orig. seat needs to be enlarged to d26mm			12-	23S11	174	23S11H	199	1,5					
CR-V *4: Op aanvraag / On demand		RW	18-	23C08		23C08H							
FR-V			04-						2306PRO	215	2306PER	170	1
Integra			3.86-12.89	23S03	111	23S03H	136	1					
Jazz, Fit		GD	02-08	23C04	165	23C04H	190	0,5					
Jazz, Fit		GE, GG, GP	08-15	23C05	165	23C05H	190	0,5					
Legend		HS	86-88	23C02	115	23C02H	140	0,5					
Legend incl. Coupé		KA3, KA4	88-91	23S03	111	23S03H	136	1					
Legend incl. Coupé		KA7, KA8, KA9	91-05	23S05	122	23S05H	147	1,5					
Prelude		SN, AB	79-87	23S01	115	23S01H	140	1,25					
Prelude excl. 4ws		BA	88-92	23S01	115	23S01H	140	1,25					
Quintet			11.80-3.84	23S01	115	23S01H	140	1,25					
Stream			01-05	RalRng26	90								
HYUNDAI													
Accent			11.99-6.06	65S655	114	65S662	139	0,75					
Accent			6.06-11	24C08	130	24C08H	155	0,5					
Atos			03-	RalRng26-12	90								
Elantra			8.00-07	24S04	123	24S04H	148	1					
Excel, Pony incl. Wagon *1			10.78-10.85	80S760	131	80S765	141	0,75					
Excel, Pony			11.85-9.89	28C04	105	28C04H	130	0,75					
Excel, Pony			10.89-9.94						2401PRO	173	2401PER	128	1
Excel, Accent, Pony			10.94-00	65S555	114	65S560	124	1					
Galloper			9.97-	24C03	120	24C03H	155	0,75					
Getz			10.02-	24C04	120	24C04H	145	0,25					
Grandeur XG25, XG30, XG300			99-03	24S03	110	24S03H	135	1					
Grandeur TG			05-10	*5									
H100			94-02	24A06	148	24A06H*21	183	0,5					
H200, Starex, H-1 excl. Satellite			97-07	24A04	172	24A04H	197	0,5					
H200, Starex, H-1 excl. Satellite		comfort set	98-07	24A05	212			0,75					
H300, Starex, H-1 with coil springs *11		HD-set: min. 100kg load *21	07-	24C14	155	24C14H	180	0,5					
H300, Starex, H-1 with leaf springs *10		(carsupport set two springs per side)	07-	24A07	275	24A07H	335	0,5					
H200/H300: bladveren (vervangend of verzaard) ook leverbaar. Leaf springs also ava													
i10			07-13	24C13	140			0,5					
i10			13-	45C07	135	45C07H	160	0,5					
i20			08-	24C15	145	24C15H	170	0,75					
ix20			10-						2409PRO	215	2409PER	170	0,5
i30, i30cw			07-12	24C09	140	24C09H	165	1					
i30, i30cw			12-17	24C12	145	24C12H	170	1	2410PRO	222	2410PER	177	1
i30, i30 Wagon, Fastback		type PD, HD-set: min. 75kg load *21	17-	45S02	165	45S02H	190	0,75					

	Opm, Notes see end	Jaar, Year, Jahr, Année	ST		HD		u, h	PRO		PER		u, h	
			Set	Euro ex btw	Set	Euro ex btw		Set	Euro ex btw	Set	Euro ex btw		
ix35 / Tucson incl. 4x4		10-	24C10	155	24C10H*21	180	1						
Ioniq Hybrid		16-22	45S02	165	45S02H	190	0,75						
i40 incl.Wagon *1		11-	24C11	165	24C11H	190	0,75						
Lantra, Elantra		91-95						2403PRO	175	2403PER	130	1	
Lantra excl. Wagon *1		95-00						2406PRO	191	2406PER	146	1	
Lantra Wagon *1		95-00						2407PRO	191	2407PER	146	1	
Matrix		01-	24S04	123	24S04H	148	1						
Santa Fé 4x2		00-2.06	24C07	138	24C07H	163	0,5						
Santa Fé 4x4		00-2.06	24C02	121	24C02H	146	0,75						
Santa Fé incl.4x4	CM	06-12	45C08	145			0,5						
Santa Fé incl.4x4	DM	12-19	45C08	145			0,5						
Scoupe		10.89-96						2401PRO	173	2401PER	128	1	
Sonata		5.89-01	24S03	110	24S03H	135	1						
Sonata		01-05						2408PRO	196	2408PER	151	1,25	
Sonata	NF , YF	05-14	24C06	120	--		0,5						
Sonata incl. Sportswagon, incl. Hybrid	LF	15-	45C11	143	45C11H	168	0,75						
Terracan		01-	24C05	159	24C05H	184	0,25						
Trajet		00-	24C01	121			0,75						
Tucson incl. 4x4		04-10	24S05	168	24S05H	193	1						
Tucson incl. 4x4		15-	45C10	135	45C10H	160	1						
ISUZU													
Campo Pick-up	TFR,TFS (4x2, 4x4)	1.89-1.92	30A01	148	30A01H	173	0,5						
JAGUAR													
X-type	incl. 4x4	01-10						4701PRO	240			1	
X-type Stationwagon *1	incl. 4x4	04-10						4702PRO	240			1	
MK 2		55-70	47S01	170	47S01H	195	0,75						
S-type		99-08	47S03	220	47S03H	245	1,5						
JEEP													
Cherokee as/axle/Achse/essieu: Ø67mm	XJ , (Dana as/axle/Achse/essieu)	*10	84-01	11A01	152	11A01H	177	0,5					
Cherokee as/axle/Achse/essieu: Ø77mm	XJ , (Chrysler as/axle/Achse/essieu)	*10	84-01	11A02	152	11A02H	177	0,5					
Cherokee , Liberty	KJ	*11	01-08	11C04	156	11C04H*21	191	0,5					
Commander		*11	06-10	11C05	156	11C05H	191	1					
Compass incl.4x4	MP		17-	19S01	143	19S01H	182	1,5					
Grand Cherokee	ZJ	*11	1.93-99	11C01	138	11C01H	163	0,5					
Grand Cherokee	WJ	*11	99-6.05	11C02	138	11C02H	173	0,75					
Grand Cherokee	WH,WK	*11 *15	05-11	11C05	156	11C05H	191	1					
Patriot			06-							1101PER	230	2	
Renegade incl.4x4			14-	19S01	143	19S01H	182	1,5					
Wrangler	TJ		96-06	11C03	150	11C03H	185	0,5					
Wrangler	JK	*4	07-	11C06	170	11C06H	205	0,75					
KIA													
Besta			9.94-97	45A01	191		0,5						
Carens			00-10.06	45S01	125	45S01H	150	1					
Carens			10.06-13							4503PER	177	1	
Carens stijging 4,5-5cm, behoud van comfort, bijv. onderbouw LPG-tank / raises 4,5-5cm, keeps orig. comfort	*6 *19		10.06-13							4503PEH	207	1	
Carens			13-	45C09	155	45C09H	180	1					
Carens Speciale vervangende veren voor betere wegligging			13-							4505PER	180		
Carnival			99-06	45C01	128	45C01H	163	1					
Cee'd , Cee'd SW, Pro-cee'd	type ED		06-12	24C09	140	24C09H	165	1					
Cee'd , Cee'd SW, Pro-cee'd	type JD		12-18	24C12	145	24C12H	170	1	2410PRO	222	2410PER	177	1
Ceed , Ceed SW Sportswagon, ProCeed	type CD, HD-set: min. 75kg load *21		18-	45S02	165	45S02H	190	0,75					
Cerato		*6	04-07	45A04	152	45A04H	177	0,25					
Clarus		*6	96-99							4501PER	161	1,25	
Clarus			96-99						2707PRO	206	2707PER	161	1,25
Clarus excl. Wagon *1			99-						2707PRO	206	2707PER	161	1,25

		Opm, Notes see end	Jaar, Year, Jahr, Année	ST Set	Euro ex btw	HD Set	Euro ex btw	🕒 u, h	PRO Set	Euro ex btw	PER Set	Euro ex btw	🕒 u, h
GS	S160	*4*7	97-05	RalRng40	90								
GS	S190	*4*7	05-11	RalRng40-16	90								
IS	XE10	*4*7	99-	RalRng26	90								
RX	XU30	*4 *7 *30	03-09	RalRng40	90								
MAN													
MAN TGE Fwd excl. ChassisCabine	E: Extra HD, min.250kg load *21	*9 *16	17-	38A05	430	38A05E	490	1					
MAZDA													
121	DA		86-91	65S655	114	65S662	139	1					
121	AB		96-						2106PRO	172	2106PER	127	1
Mazda2			03-08	21C07	118	21C07H	143	0,5					
Mazda2	DE		08-	*4		*4		0,5					
323 excl. Estate *1	BD,BF	*9	12.80-9.89	65S655	114	65S662	139	1,25	2701PRO	177	2701PER	132	1,25
323 excl. Estate *1	BG	*9	10.89-8.94	65S755	118	65S762	143	1,25	2702PRO	181	2702PER	136	1,25
323	BA		9.94-98						2702PRO	181	2702PER	136	1,25
323P	BA		97-01						2702PRO	181	2702PER	136	1,25
323 incl. Fastbreak *1	BJ		98-03						--		2711PER	165	1,25
323 F Coupé	BG		10.89-94	65S655	114	65S662	139	1,25					
323 F Coupé	BA		94-98						2702PRO	181	2702PER	136	1,25
323 Estate *1	FA	*8	8.78-3.86	80S760	131	80S765	141	0,75					
323 Estate *1	BW	*9	4.86-94						2703PRO	181	2703PER	136	1,25
Mazda3	BK, BL also model 2009		03-	21C06	114	21C06H	139	0,5					
Mazda5 (Premacy)			05-	21C06	114	21C06H	139	0,5					
626	CB	*8	2.79-12.82	27C01	98	27C01H	123	0,75					
626	GC	*9 *29	1.83-9.87						2704PRO	181		136	1,25
626 incl. Coupé, excl. Wagon *1	GD	*9 *29	10.87-12.91						2705PRO	182	2705PER	137	1,25
626 incl. Coupé, excl. Wagon *1	GE,GF		1.92-02						2707PRO	206	2707PER	161	1,5
626 Wagon *1	GV	*29	88-98						2706PRO	219	2706PER	174	1,5
626 Wagon *1	GW	*30	98-02						2709PRO	222	2709PER	177	1,5
626 Wagon *1	GW	*32	98-02						2708PRO	217	2708PER	172	1,5
Mazda6 incl. Sport excl. 4x4	GG		02-08						2712PRO	222	2712PER	177	1
Mazda6 Sportbreak*1, Estate*1 excl. 4x4	GY		02-08						2713PRO	222	2713PER	177	1
Mazda6 incl. Sportbreak*1, Estate*1 excl. 4x4	GH		08-12						2714PRO	222	2714PER	177	1
Mazda6 incl. Sportbreak*1, Estate*1 excl. 4x4	GJ		12-	27C05	135	27C05H	160	0,75	2715PRO	222			0,75
929 Wagon *1	LA	*10	11.75-12.79	80S760	131	80S765	141	0,75					
929 excl. Wagon *1	HB	*29	4.82-2.87	65S755	118	65S762	143	1,25					
CX-5 incl. 4x4	KE,GH,KF also model 17-		12-	27C04	135	27C04H	170	1					
Demio			98-03	65S555	114	65S562	139	1,25					
MPV			10.99-	27C03	135	27C03H	170	0,75					
MX-5		*4*7	98-05	RalRng26-6	90								
Premacy			99-05						2710PRO	222	2710PER	177	1,5
Xedos 6			6.92-99						2707PRO	206	2707PER	161	1,5
MERCEDES													
B-Klasse	W245		05-11	18C11	144	18C11H	169	0,25					
B-Klasse	W246		12-19	18C12	149	18C12H	174	0,75					
190	W201		83-93	18C03	129	18C03H	154	1	--				1
C-Klasse	W202	*30	93-12.95	18C03	129	18C03H	154	1	1803PRO	195			1
C-Klasse Classic, Elegance	W202, S202 incl.T-Model *1	*30	1.96-00	18C07	144	18C07H	169	1	1804PRO	217	1804PER	172	1
C-Klasse Esprit, Sport	W202, S202 incl.T-Model *1	*30	1.96-00						1806PRO	217	1806PER	172	1
CLK	W208	*30	97-03	18C07	144	18C07H	169	1					
C-Klasse incl.T-Model *1	W203, S203	*30	00-07	18C07	144	18C07H	169	1	1804PRO	217	1804PER	172	1
C-Klasse Sedan	W204		07-13						1807PRO	215			1
C-Klasse T-Model, Kombi *1	S204		07-13						1812PRO	225			1
C-Klasse Sedan	W205		14-						1813PRO	230	1813PER	185	1
C-Klasse T-Model, Kombi *1, excl. Hybrid	S205		14-						1814PRO	230	1814PER	185	1
C-Klasse T-Model, Kombi *1 Hybrid	S205		14-								1817PER	235	1
CLA	W118		19-	18C13	165	18C13H	190	0,75					

	Opm, Notes see end	Jaar, Year, Jahr, Année	ST Set	Euro ex btw	HD Set	Euro ex btw	🕒 u, h	PRO Set	Euro ex btw	PER Set	Euro ex btw	🕒 u, h
Citan Zwart / Black bumpstop	W415	HD-set: *20, min. 150kg lading/load	5.13-22	32C16 154	32C16H 179	0,5						
Citan Bruin / Brown bumpstop	W415	HD-set: *20, min. 160kg lading/load	5.13-22	32C19 164	32C19H 189	0,5						
200, 280	W114, W115		1.68-12.75	18B01 137	18B01H 155	0,5						
200, 300	W123 excl.T-Model *1	*30	1.76-1.85	18B01 137	18B01H 155	0,5						
200, 300	W124, C124 excl.T-Model *1	*30	2.85-93	18C03 129	18C03H 154	1	1802PRO	190				1
E-Klasse	W124 excl.T-Model *1	*30	93-95	18C03 129	18C03H 154	1	1802PRO	190				1
E-Klasse All	W210 incl.T-Model *1		96-02	18C07 144	18C07H 169	1						
E-Klasse Classic, Elegance	W210 excl.T-Model *1	*30	96-02				1805PRO	215				1
E-Klasse Sport, Avantgarde	W210 excl.T-Model *1	*30	96-02				1807PRO	215				1
E-Klasse verlengd/stretched model *37	W210	*4 *7 *30	96-02						1808PRO	220	1805PEH 378	1
E-Klasse	W211	*30	02-09								1808PER 195	1
E-Klasse verlengd/stretched model *37	W211	*4 *7 *30	02-09								1808PEH 398	1
E-Klasse	W212	*30	09-15				1810PRO	230				1
E-Klasse verlengd/stretched model *37	W212 Front: aux.springs, Rear: PEH *4 *7	*30	09-15		KF1804	345	1,5			1810PEH	413	1
E-Klasse	W213	*30	16-				1815PRO	230		1815PER	185	1
GLC	X253		15-							1816PER	200	1
S-Klasse excl. 450SLC	R107, W107		71-	18B01H 155	18B01E*4 180	0,5						
S-Klasse 450SLC	R107, W107	*4	71-									
S-Klasse	W108, W109	*30	60-72	18C05 140	18C05H 175	1,5						
S-Klasse excl. 450SE	W116		5.72-3.80	18B01H 155	18B01E*4 180	0,5						
S-Klasse	W126		4.80-5.91	18B01H 155	18B01E*4 180	0,5						
S-Klasse	W140	*30	91-99	18C06 155	18C06H 190	0,25						
Sprinter W901-W905 200,300-serie	E: Extra Heavy Duty, min.1250kg *2(*34	96-6.06	18A03 330	18A03E 380	0,75						
Sprinter W906 200,300, excl. 5t	E: Extra Heavy Duty, min.1250kg *2(*34	6.06-	18A04 330	18A04E 380	0,75						
Sprinter W907 200,300, excl. 5t, Rear wd*8	E: Extra Heavy Duty, min.1250kg *2(*8 *34	18-	18A04 330	18A04E 380	0,75						
Sprinter W910 200,300, excl. 5t, Front wd*9	E: Extra Heavy Duty, min.1250kg *2(*9 *5	18-	18A05 399	18A05E 462	1						
Sprinter: Vóóras / Front springs *33	see separate camper catalogue	*7	6.06-									
Sprinter: bladveren (vervangend of verzwaard) ook leverbaar. Leaf springs also availabl		*4 *7										
Vito W638		*30	96-04	18A01 255	18A01H 305	0,5						
Vito W639		*30	04-14	18C08 138	18C08H 188	0,75						
Vito W447 zwart bumpstop, black bump stop	HD: min. 100kg load *21	*30	14-	18C10 165	18C10H 200	0,75						
Vito W447 (alle/all bumpstops)	PER: min. 100kg load *21	*30	14-							1811PER	255	0,75
Vito W447 (alle/all bumpstops)	PEH Extra Heavy Duty: min.300kg loæ	*30	14-							1811PEH	295	0,75
Viano W639		*30	04-14	18C08 138	18C08H 188	0,75						
V-klasse W447	PER-set: min. 100kg load *21	*30	14-							1811PER	255	0,75
V-klasse W447 Comfort -springs (prevents unloaded car from driving on bumpstops)		*30	14-							1811COM	225	0,75
MERCURY												
Sable Wagon *1			9.86-96	21C05 98	21C05H 123	0,5						
Villager		*4	93-	42B01 168	42B01H 193	0,5						
MITSUBISHI												
ASX			10-					2809PRO*4	*4	2809PER	174	
Carisma			95-6.99					2805PRO	182	2805PER	137	1,25
Carisma			7.99-					2806PRO	187	2806PER	142	1,25
Celeste	A73M, A78M		2.76-12.81	80S760 131	80S765 141	0,75						
Colt	A150A,A151A,A152A,A155A		1.79-3.84	28C04 105	28C04H 130	0,75						
Colt	C12A, C14A, C15A		4.84-8.88	28C06 85	28C06H 110	0,75						
Colt	C51A, C52A, C53A, C58A		9.88-92	65S555 114	65S562 139	1						
Colt excl. 4x4	CA1, CA4, CA5		92-96				2801PRO	172	2801PER	127	1	
Colt	CJ		96-6.04				2801PRO	172	2801PER	127	1	
Colt	Z30		6.04-12	28C13 117	28C13H 142	0,5						
Cordia	A211, A212, A213, A214		10.82-9.86	28C04 105	28C04H 130	0,75						
Galant I incl. Wagon *1	A121,A122,A123,A131,A132,A133	*6	1.77-8.80	28C03 98	28C03H 123	0,5						
Galant II	A161,A162,A163,A167	*6 *13	9.80-8.84	28C05 105	28C05H 130	0,75						
Galant II GLS	A164A	*12	9.80-8.84	65S455 114	65S460 124	1						
Galant II Wagon *1	A161V,A163V,A167V	*6	9.80-1.86	28C03 98	28C03H 123	0,5						
Galant	E11A,E14A,E15A	*9	9.84-2.88	65S555 114	65S562 139	1						

	Opm, Notes see end	Jaar, Year, Jahr, Année	ST		HD		u, h	PRO		PER		u, h
			Set	Euro ex btw	Set	Euro ex btw		Set	Euro ex btw	Set	Euro ex btw	
Galant excl. Wagon *1		E31,E32,E33,E34,E38,E39	3.88-2.93	65S555	114	65S562	139	1				
Galant excl. Wagon *1		E52,E54,E55,E57,E75,E88	3.93-97	28S01	102	28S01H	127	1	2803PRO	182	2803PER	137
Galant incl. Wagon *1	*30	EA	97-04	28S04	105	28S04H	130	1				1
Grandis			04-	28C14	117	28C14H	152	0,75				
Lancer I		A72A, A73A, A75A	1.77-4.79	80S760	131	80S765	141	0,75				
Lancer II	*6	A171,A172,A174,A176	5.79-2.83	28C05	105	28C05H	130	0,75				
Lancer F	*9	A151A, A156A	3.83-3.84	28C04	105	28C04H	130	0,75				
Lancer		C12A, C14A, C15A	4.84-8.88	28C06	85	28C06H	110	0,75				
Lancer		C61, C62, C63, C64, C68	9.88-92	65S555	114	65S562	139	1				
Lancer		CB, CD, CK	92-03						2801PRO	172	2801PER	127
Lancer		CS	03-08						2807PRO	211	2807PER	166
Lancer Wagon *1	*6	C12V, C14V	8.85-8.92	28C07	85	28C07H	110	0,75				
Lancer Wagon *1		CB4W, CB8W	9.92-03	28C10	110	28C10H	135	0,25				
Lancer Wagon *1		CS	03-09						2808PRO	211	2808PER	166
Lancer Sport Sedan, Sportback		CY, CX	08-								2814PER	174
L200 4x4			6.06-	28B02	178	28B02H	203	0,75				
L300 excl. 4x4		L03, L06	80-10.86	28A02	158	28A02H*21	193	0,5				
L300 excl. 4x4		PO, P1	11.86-	28A01	168	28A01H*21	203	0,5				
L200/L300: bladveren (vervangend of verzwaaard) ook leverbaar. Leaf springs also avai.	*4 *7											
L400 excl. 4x4			97-03	28A03	178	28A03H	228	0,5				
Outlander			07-12	28C16	130	28C16H	155	1				
Outlander (McPherson veerpoot / strut)			10-12						2810PRO	229	2810PER	184
Outlander (McPherson veerpoot / strut) excl. Hybrid P-HEV			12-						2811PRO	229	2811PER	184
Outlander 4x4			12-						2813PRO	229	2813PER	184
Outlander 4x4 Hybrid PHEV			13-								2812PER	204
Pajero, Montero, Shogun	*11		82-99	28C11	113	28C11H*21	148	0,75				
Pajero, Montero, Shogun excl. Sport, Challenge V60			00-07	28C15	124	28C15H	149	0,75				
Pajero, Montero, Shogun excl. Pinin		V80,V90	07-	28C15	124	28C15H	149	0,75				
Pajero Pinin			99-07	28S03	143	28S03H	168	0,75				
Pajero Pinin Longbody			99-07	28S03H	168	28S03E	193	0,75				
Sapporo	*6	A121A, A123A	2.78-8.80	28C03	98	28C03H	123	0,5				
Sapporo excl. GLS,GSR	*6 *13	A161A, A163A	1.82-6.85	28C05	105	28C05H	130	0,75				
Sapporo GLS,GSR	*12	A164A	1.82-6.85	65S455	114	65S460	124	1				
Sapporo 2.4 Inj.		E16A	1.88-9.90	65S555	114	65S562	139	1				
Sigma	*4 *7	F16A	91-96	RalRng26	90							
Sigma Wagon *1 3.0L V6		F07W	91-96	28C03H	123	28C03E	148	0,5				
Space Star			98-05						2806PRO	187	2806PER	142
Space Star			13-	28C17	130	28C17H	155	0,5				
Space Runner			10.91-02	28C12	117	28C12H	142	0,75				
Space Runner stijging 5-6cm, behoud van comfort, bijv. onderbouw LPG-tank / raises 5-6cm, keeps orig. comfort	*6 *19 *21		10.91-02								2802PEH*6	178
Space Wagon excl. 4x4		D05W, D04W, D09W	2.84-9.91	28C08	105	28C08H	130	0,75				
Space Wagon			10.91-04	28C12	117	28C12H	142	0,75				
Space Wagon stijging 5-6cm, behoud van comfort, bijv. onderbouw LPG-tank / raises 5-6cm, keeps orig. comfort	*19 *21		10.91-04								2804PEH	178
Starion		A183A, A187A	6.82-9.91	65S455	114	65S460	124	1				
Tredia		A211A, A212A	10.82-9.86	28C04	105	28C04H	130	0,75				
NISSAN												
100 NX Coupé		B13	1.91-97	65S655	114	65S662	139	1				
Almera		N15	9.95-2.00	29A08	118	29A08H	143	0,25				
Almera incl. Tino		N16	00-	29S04	102	29S04H	127	1				
Bluebird excl. Wagon *1 160B,180B	*11	810	8.77-3.80	65S455	114	65S460	124	1				
Bluebird excl. Wagon *1		910	4.80-3.84	65S455	114	65S460	124	1				
Bluebird excl. Wagon *1		U11	4.84-2.86	65S655	114	65S662	139	1,25				
Bluebird Wagon *1		U11	4.84-10.90	65S660	124	65S665	139	1,25				
Bluebird		T12, T72	3.86-10.90	65S655	114	65S662	139	1,25				
Evalia		HD-set: min.75kg load	11-	29A09	225	29A09H	260	0,25				
Interstar			97-10	32A08	330			1				

CARSUPPORT STABILISING LOAD SPRINGS		ver. Cat2406a NL/UK Blue = new General info: see separate file on site! tel. +31/0-180-517788	Opm, Notes see end	Jaar, Year, Jahr, Année	ST Set	Euro ex btw	HD Set	Euro ex btw	🕒 u, h	PRO Set	Euro ex btw	PER Set	Euro ex btw	🕒 u, h
Interstar	Extra Heavy Duty	EHD-set: min.1250kg axle load*20		97-10			32A08E	380	1					
Juke		F15		10-	32C22	168	-		1					
Laurel		C31		4.81-2.85	65S655	114	65S662	139	1,25					
Laurel		C32		3.85-10.89	65S455	114	65S460	124	1					
Maxima		J30		3.89-1.95	65S455	114	65S460	124	2					
Maxima QX		A32		2.95-00	29S03	126	29S03H	151	1					
Maxima QX		A33		00-05	29S08	134	29S08H	159	1					
Murano		Z50		05-08	29C12	153	29C12	198	3					
Micra		K11		12.92-03	29C08	107	29C08H	132	0,5					
Micra		K12		03-	32C12	118	32C12H	143	0,75					
Navara		D40		05-16	80S870	151	*4		0,75					
Note		E11		06-	32C12	118	32C12H	143	0,75					
NV200 , E-NV200		HD-set: min.75kg load		10-	29A09	225	29A09H	260	0,5					
NV250 Zwart / Black bumpstop		HD-set: *20, min. 150kg lading/load		19-22	32C16	154	32C16H	179	0,5					
NV250 Bruin / Brown bumpstop		HD-set: *20, min. 160kg lading/load		19-22	32C19	164	32C19H	189	0,5					
NV300				16-	32C10	121	32C10H	156	0,75					
NV400 FWD*9		HD-set: min.1600kg axle load*20	*9	10-	32B02	260	32B02H	310	1					
NV400 FWD*9 Extra Heavy Duty		EHD-set: min.2100kg axle load*20	*9	10-			32B02E	360	1					
Pathfinder				05-	29C11	144	29C11H	194	0,75					
Patrol 4x4		160, 260	*10	1.83-02	29A05	132	29A05H	167	0,5					
Patrol GR		Y60, Y61	*11	12.88-10	29C10	132	29C10H	167	0,5					
Primastar		also model 2014		02-19	32C10	121	32C10H	156	0,75					
Primera excl. Wagon *1		P10		11.90-96	29A06	118	29A06H	143	0,25					
Primera excl. Wagon *1		P11		96-02	29S04	102	29S04H	127	1					
Primera Wagon *1		W10		11.90-98	29C07	114	29C07H	139	0,5					
Primera Wagon *1		P11, W11		98-02	29S04	102	29S04H	127	1					
Primera incl. Wagon *1		P12, W12		02-	29S06	114	29S06H	139	1					
Qashqai		J10		07-14	29S09	159	29S09H	184	1,5					
Qashqai		J11		14-21						2903PRO	227	2903PER	182	0,75
Q-BIC Van *2		Y10		7.92-	29C07	114	29C07H	139	0,5					
Quest		V42		04-09	29C12	153	29C12	198	3					
Kubistar excl. 4x4				03-10	32B01	187	32B01H	212	0,5					
Kubistar excl. 4x4		Extra Heavy Duty	*21	03-10			32B01E	237	0,5					
Kubistar 4x4			*4	03-10	32C13	165	32C13H	190	0,75					
Kubistar 4x4		Extra Heavy Duty	*4 *21	03-10			32C13E	215	0,75					
Serena		C23	*14	7.92-01	29S05	136			0,5					
Stanza		T11		9.81-2.86	65S655	114	65S662	139	1,25					
Sunny Wagon *1		B11	*4 *10	83-86	80S860	131	80S865	141	0,75					
Sunny Van *2		B11	*10	4.82-12.90	80S860	131	80S865	141	0,75					
Sunny, Sunny Florida incl. Wagon *1		B12, N13		9.86-12.90	65S755	118	65S762	143	1					
Sunny excl. Wagon *1		N14		1.91-8.95	65S655	114	65S662	139	1					
Sunny Wagon *1		Y10		1.91-01	29C07	114	29C07H	139	0,5					
Urvan		E24	*4	11.86-	*4		*4							
Vanette Van *2		C22	*10 *27	7.87-3.95	80S860	131	80S865	141	0,75					
Vanette		C23 Leaf springs	*10	95-02	29A10	165	29A10H	200	0,5					
Vanette		C23 Independent rear suspension	*14	95-02	29S05	136			0,5					
X-Trail		T30		01-07	29S07	165	29S07H	190	0,75					
X-Trail		T31		07-14	29S09	159	29S09H	184	1					
X-Trail		T32	*4	14-	*4	159	*4	184	1					
OLDSMOBILE														
Silhouette MPV				90-97	22C07	106	22C07H	131	0,5					
OPEL														
Agila				00-07	35C02	114	35C02H	139	0,5					
Agila				07-	35C08	119	35C08H	144	0,5					
Ascona A, B			*8	9.70-9.81	30C06	115	30C06H	140	0,5					
Ascona C			*9	10.81-9.88	30C05	98			0,5					

	Opm, Notes see end	Jaar, Year, Jahr, Année	ST		HD		u, h	PRO		PER		u, h
			Set	Euro ex btw	Set	Euro ex btw		Set	Euro ex btw	Set	Euro ex btw	
Astra F		10.91-98	30C07	98	30C07H	123	0,25					
Astra F Caravan *1		10.91-98	30C11	105	30C11H	130	0,25					
Astra G		98-3.04	30C15	108	30C15H	133	0,25					
Astra G Caravan *1		98-04	30C16	108	30C16H	143	0,25					
Astra H		04-09	30C15	108	30C15H	133	0,25					
Astra H Station *1		04-10	30C16	108	30C16H	143	0,25					
Astra J incl. Sports Tourer *1		09-15	30C23	125	30C23H	150	0,5					
Astra K incl. Sports Tourer *1		15-21	30C24	128	30C24H	153	0,5					
Astra L incl. Sports Tourer *1	*5	21-										
Calibra		90-98	30C14	111			0,5					
Campo Pick-up	TFR,TFS (4x2, 4x4)	1.92-01	30A01	148	30A01H	173	0,5					
Combo	(Kadett) Van *2	11.84-11.93	30A03	154	30A03H	189	0,25					
Combo	(Corsa) Van *2	12.93-02	30A03	154	30A03H	189	0,25					
Combo C		02-12	30C16	108	30C16H	143	0,5					
Combo D incl. Tour		12-18	19C12	145	19C12H	180	0,5					
Combo E	PER: min. 100kg *20	18-						*5		3104PER	193	0,5
Commodore A		67-72	*4		*4							
Commodore B, C		72-82	30C06	115	30C06H	140	0,5					
Corsa A, B		2.83-00	30C02	102	30C02H	127	0,5					
Corsa C		00-06	30C19	111	30C19H	136	0,25					
Corsa D		06-15	19C10	115	19C10H	140	0,5					
Corsa E		15-19	*5		*5							
Corsa F		19-						*5		*5		
Crossland X	HD-set (Heavy Duty): min. load 75kg	17-	31C10	141	31C10H	168	0,5					
Frontera	*10	92-95	*4		*4							
Frontera	*11	95-99	30C20	145	30C20H	170	0,5					
Frontera		99-04	30C17	134	30C17H	159	0,5					
Grandland X		17-	31C09	128	31C09H	153	1					
Insignia A incl. Sports Tourer *1		08-17	30C22	125	30C22H	150	0,5					
Insignia B incl. Sports Tourer *1	excl. FlexRide adjustable shocks	17-	30S01	178	30S01H	213	1					
Kadett B, C	*8 *11	9.66-9.79	30C06	115	30C06H	140	0,5					
Kadett D	*6 *9	10.79-10.84	30C03	98	30C03H	123	0,5					
Kadett E	excl. Combo *2	11.84-9.91	30C07	98	30C07H	123	0,25					
Kadett D, (early) E Caravan *1	excl. Combo *2	10.79-8.85	30C04	98	30C04H	123	0,5					
Kadett E Caravan *1	excl. Combo *2	9.85-9.91	30C11	105	30C11H	130	0,25					
Karl		15-19	30C26	172	30C26H	203	0,5					
Manta A, B		8.70-8.88	30C06	115	30C06H	140	0,5					
Meriva A, B		03-17	30C16	108	30C16H	143	0,25					
Mokka A, Mokka X		12-19	30C25	145	30C25H	170	0,5					
Monza		10.78-9.87	30C09H	110	30C09E	130	0,25					
Movano A	EHD Extra Heavy Duty: min.1250kg axle load*2	97-10	32A08	330	32A08E	380	1					
Movano B X62 FWD*9	HD-set: min.1600kg axle load*20	10-	32B02	260	32B02H	310	1					
Movano B X62 FWD*9 Extra Heavy Duty	EHD-set: min.2100kg axle load*20	10-			32B02E	360	1					
Movano C x250	HD-set: min. 1200kg *20	21-	51B03	240	51B03H	290	1					
Also Extra hd springs for very heavy vehicles, like Campers. Also Front springs: see camper catalog												
Omega A, B		86-03	30C12	105	30C12H	130	0,5					
Omega A, B Caravan *1		86-03	30C13	105	30C13H	130	0,5					
Rekord A, B, C incl. Caravan *1		63-72	80S870	151	*4		0,75					
Rekord D, E incl. Caravan *1		9.72-10.86	30C06	115	30C06H	140	0,5					
Senator A, B		10.78-95	30C09H	110	30C09E	130	0,25					
Signum		7.03-	30C18	113	30C18H	143	0,75					
Sintra		96-99	22C08	136	--		0,25					
Vectra A	excl. 4x4	10.88-10.95	30C09	100	30C09H	110	0,25					
Vectra B excl. Caravan *1	excl. Sport	*30 11.95-02						3001PRO	177	3001PER	132	1
Vectra B Caravan *1	excl. Sport	*30 97-02						3002PRO	185	3002PER	140	1
Vectra C	excl. GTS Sport Suspension	02-08	30C18	113	30C18H	143	0,75					

	Opm, Notes see end	Jaar, Year, Jahr, Année	ST		HD		u, h	PRO		PER		u, h
			Set	Euro ex btw	Set	Euro ex btw		Set	Euro ex btw	Set	Euro ex btw	
Vectra C GTS	GTS Sport Suspension	02-08	30C21	113	30C21H	143	0,75					
Vectra C Station *1		11.03-08	30C18	113	30C18H	143	0,75					
Vivaro A, B	also model 2014	01-19	32C10	121	32C10H	156	0,75					
Vivaro C Light chass max1500kg*39	Heavy Duty, min. load 125kg	*39	19-	51C04	140	51C04H	175	0,75				
Vivaro C Light chass max1500kg*39	Extra Heavy Duty, min. load 250kg	*21 *39	19-			51C04E	195	0,75				
Vivaro C Heavy chass max1800kg*39	Heavy Duty, min. load 125kg	*39	19-	51C05	140	51C05H	175	0,75				
Vivaro C Heavy chass max1800kg*39	Extra Heavy Duty, min. load 250kg	*21 *39	19-			51C05E	195	0,75				
Vivaro-e (chass axle2 max1650kg)	Heavy Duty, min. load 125kg	*39	20-	51C04	140	51C04H	175	0,75				
Zafira A, B		98-14	30C16	108	30C16H	143	0,25					
Zafira C Tourer		11-	30C23H	150	30C23E	175	0,5					
PEUGEOT												
104		10.75-10.84	65S860	143			1					
107	Heavy Duty HD: min.50kg load	05-14	37C12	115	37C12H*21	150	0,5					
108		14-	37C17	134	37C17H	159	0,5					
204		1.69-9.76	65S860	143			1					
205 incl. Van (XA, XAD) *2		9.83-99	31B03	136	31B03H	168	0,25					
206 excl. 1.4Hdi, 1.6 16V, GTi 2.0 16V		*13	98-	31B10	149	31B10H	174	0,5				
206 1.4Hdi, 1.6 16V, GTi 2.0 16V	incl. coupé/cabriolet	*12	98-	31B12	149	31B12H	174	0,75				
206 SW Break *1		02-	31B13	149	31B13H	174	0,5					
207, incl. 207 SW	HD-set (Heavy Duty): min. load 75kg	06-12	31C10	141	31C10H	168	0,5					
208 gen.A9	HD-set (Heavy Duty): min. load 75kg	12-19	31C10	141	31C10H	168	0,5					
208		19-						3113PRO	224	3113PER	179	0,75
304		1.69-10.80	65S860	143			1					
305		2.78-9.87	65S860	143			1					
305 Break *1		2.78-6.88	31B02	130	31B02H	155	0,5					
306		93-97	31B09	136	31B09H	161	0,25					
306 incl. Break *1		97-02	31B09	136	31B09H	161	0,25					
307		01-	31C05	117	31C05H	142	0,5					
307 SW, Break *1, 307CC cabriolet		02-	31C05H	142	31C05E	167	0,5					
308	T7	07-13	31C08	124	31C08H	149	0,5					
308 SW, Break *1, 308CC cabriolet '09-5.'15	T7	08-14	31C08H	149	31C08E	174	0,5					
308	T9	8.13-21	31C09	128	31C09H	153	1					
308 SW, Break *1	T9	3.14-21	31C09	128	31C09H	153	1					
308	P5	21-	31C11	148	31C11H	173	1					
308 SW, Break *1	P5	21-	31C11	148	31C11H	173	1					
309		1.86-94	31B03	109	31B03H	134	0,25					
403, 404		*4	59-75	65S765	143		1					
405 incl. Break *1		9.87-96	31B04	112	31B04H	137	0,25					
406 incl. Coupé, Break *1, Familiale		10.95-04	31C04	117	31C04H	152	0,25					
407		04-						3101PRO	216	3101PER	171	1,5
407 SW *1		04-						3102PRO	226	3102PER	181	1,5
504 excl. Break *1		*4 *14	5.72-10.79	31B01	120	31B01H	145	0,75				
504 excl. Break *1		*15	2.74-12.82	65S655	114	65S662	139	1				
505 excl. Break *1		*4	79-90	31B01	120	31B01H	145	0,75				
508, incl. 508 GT		10-						3101PRO	216	3101PER	171	1,5
508 Hybrid Specialty for problems with very low original car height		10-								3111PER	250	4
508 SW *1, incl. 508sw GT		10-						3102PRO	226	3102PER	181	1,5
604		*4	11.75-8.86	31B01	120	31B01H	145	0,75				
605		5.90-00	31C06	138	31C06H	163	0,5					
607		00-	31C06	138	31C06H	163	0,5					
806		94-02	51C01	125	51C01H	160	0,5					
807		02-	51C01	125	51C01H	160	0,5					
1007		05-	31C07	129	31C07H	154	0,75					
2008		13-	31C10	141	31C10H	168	0,5					
3008 gen.T84		09-16	31C08	124	31C08H	149	0,5					
3008 gen.P84		16-	31C09	128	31C09H	153	1					

		Opm, Notes see end	Jaar, Year, Jahr, Année	ST Set	Euro ex btw	HD Set	Euro ex btw	⌚ u, h	PRO Set	Euro ex btw	PER Set	Euro ex btw	⌚ u, h
4007			07-12	28C16	130	28C16H	155	1					
5008 gen.T87	(also conversion air springs to steel: *	*30	09-17						3105PRO	248	3105PER	203	0,5
5008 gen.T87	Comfort set	*38	09-17						3103PRO	238			0,5
Bipper	1902COM: Comfort set *38		08-						1902COM*38	165	1902PER	195	0,5
J7 , J9 for the Front, raises 1,5-2cm		*4*7	67-87	RalRng26	90								
J5 Very heavy vehicles *21 or Campers*3		see separate <i>camper catalogue</i>	*7	81-94									
J5 Front springs*33 or AL-KO chassis*36		see separate <i>camper catalogue</i>	*7	81-94									
J5	280/290	*10 *17	81-94	51A02	185	51A02H	225	1					
Boxer Very heavy vehicles *21 or Campers*3		see separate <i>camper catalogue</i>	*7										
Boxer Front springs*33 or AL-KO chassis*36		see separate <i>camper catalogue</i>	*7										
Boxer 270	230	*10 *16	94-02	51B02	240			1					
Boxer 310, 320	230	*10 *16	94-02	51B02	240	51B02H	270	1					
Boxer 350	230	*10 *16	94-02	51B02H	270			1					
Boxer 290,330,350 excl. 4x4	244	*10	02-06	51A03	240	51A03H	270	1					
Boxer 290,330,350 4x4	244 EHD *4 Extra HD on request	*10	02-06	51A04	265	51A04H	295	1					
Boxer	250 HD-set: min. 1200kg *20	*10	06-	51B03	240	51B03H	290	1					
Expert			95-07	51C01	125	51C01H	160	0,5					
Expert			07-16	51C03	120	51C03H	170	0,75					
Expert	Ehd-set (Extra Heavy Duty): min. load 150kg		07-16			51C03E	190	0,75					
Expert, Traveller Light chass max1500kg*39	Heavy Duty, min. load 125kg	*39	6.16-	51C04	140	51C04H	175	0,75					
Expert, Traveller Light chass max1500kg*39	Extra Heavy Duty, min. load 250kg	*21 *39	6.16-			51C04E	195	0,75					
Expert, Traveller Heavy chass max1800kg*39	Heavy Duty, min. load 125kg	*39	6.16-	51C05	140	51C05H	175	0,75					
Expert, Traveller Heavy chass max1800kg*39	Extra Heavy Duty, min. load 250kg	*21 *39	6.16-			51C05E	195	0,75					
e-Expert Electric (chass axle2 max1650kg)	Heavy Duty, min. load 125kg	*39	20-	51C04	140	51C04H	175	0,75					
Partner laadvermogen/carrying capacity 400kg, 600kg			96-02	31B07	136	31B07H	161	0,25					
Partner laadvermogen/carrying capacity 800kg			96-02	31B14	146	31B14H	171	0,25					
Partner laadvermogen/carrying capacity 800kg	Extra Heavy Duty	*21	96-02			31B14E	196	0,25					
Partner			02-08	31B14	146	31B14H	171	0,25					
Partner	Extra Heavy Duty	*21	02-08			31B14E	196	0,25					
Partner Tepee, incl. Outdoor		*11	08-18	-		-			3107PRO	246	3107PER	201	0,5
Partner model L1 SWB		*11	08-18	-		-			3104PRO	238	3104PER	193	0,5
Partner model L2 LWB		*11	08-18	-		-			3105PRO	248	3105PER	203	0,5
Partner EHD with ±900kg on orig.height	Extra Heavy Duty, min. 800kg *20	*11	08-18								3110PEH	280	0,5
Partner model L1/L2	PER: min. 100kg *20	*11	18-						*5		3104PER	203	0,5
PONTIAC													
Trans Sport			90-97	22C07	106	22C07H	131	0,5					
RENAULT													
Avantime		*4	01-03										
Clio 1			10.90-98	32S05	122	32S05H	147	0,75					
Clio 3			05-12	32C12	118	32C12H	143	0,75					
Clio 3 Estate *1			08-13	32C15	141	32C15H	166	0,75					
Clio 4 incl. Estate *1			13-	32C20	128			0,75					
Clio 4 incl. Estate *1		Comfort-set *4	13-										
Espace, Grand Espace excl. 4x4		J11, J63	85-97	32C05	113	32C05H	148	0,5					
Espace, Grand Espace excl. 4x4		JE	97-9.02	32C06	113	32C06H	148	0,5					
Espace, Grand Espace excl. 4x4		JK	02-14	32C11	109	32C11H	134	0,5					
Espace, Grand Espace excl. 4x4			15-						3212PRO	217	3212PER	172	0,5
Express excl. CU+ , HL		*24	85-99			32S05H	147	0,75					
Fuego			8.80-8.85	32A02	113	32A02H	138	0,25					
Kadjar			15-						3209PRO	227	3209PER	182	0,75
Kangoo, Kangoo Express excl. 4x4			98-08	32B01	187	32B01H	212	0,5					
Kangoo, Kangoo Express excl. 4x4		Extra Heavy Duty	*21	98-08		32B01E	237	0,5					
Kangoo, Kangoo Express 4x4			98-08	32C13	165	32C13H	190	0,75					
Kangoo, Kangoo Express 4x4		Extra Heavy Duty	*4 *21	98-08		32C13E	215	0,75					
Kangoo, Kangoo Maxi		HD-set: *20, min. 150kg lading/load	08-5.13	32C16	154	32C16H	179	0,5					
Kangoo Compact,Maxi Zwart / Black bumpstc		HD-set: *20, min. 150kg lading/load	5.13-22	32C16	154	32C16H	179	0,5					

	Opm, Notes see end	Jaar, Year, Jahr, Année	ST		HD		u, h	PRO		PER		u, h
			Set	Euro ex btw	Set	Euro ex btw		Set	Euro ex btw	Set	Euro ex btw	
Kangoo Express Bruin / Brown bumpst		5.13-22	32C19	164	32C19H	189	0,5					
Laguna excl. Break *1	excl. Gabriel shocks	1.94-01	32S10	148	32S10H	173	0,75					
Laguna excl. Break *1	Gabriel shocks	1.94-01	80S860	131	80S865	141	0,75					
Laguna Break, Nevada *1 incl. Familiale		95-01	32A05	176	32A05H	201	0,5					
Laguna incl. Grand Tour / Estate *1		01-10.07	32C08	128	32C08H	153	0,5					
Laguna incl. Estate *1		10.07-15	32C17	143	32C17H	168	0,5					
Master X70		11.97-10	32A08	330			1					
Master X70 Extra Heavy Duty	EHD-set: min.1250kg axle load*20	11.97-10			32A08E	380	1					
Master X70 vervangingsbalgen OEM-luchtveren, replacement bellows OEM Full air sp	*4 *7											
Master X70 Front springs*33 or AL-KO chassis	see separate camper catalogue											
Master X62 FWD*9 Voorwielaandrijving	HD-set: min.1600kg axle load*20	*9 10-	32B02	260	32B02H	310	1					
Master X62 FWD*9 Extra Heavy Duty	EHD-set: min.2100kg axle load*20	*9 10-			32B02E	360	1					
Master X62 RWD*8 Achterwielaandrijving	HD-set: min.1550kg axle load*20	*8 10-	32B03	280	32B03H	330	1					
Master X62 RWD*8 Extra Heavy Duty	EHD-set: min.1700kg axle load*20	*8 10-			32B03E	380	1					
Mégane 1 incl. Classic for shocks Original (old + new Sachs), Monroe		95-10.02	32S18	156			0,75					
Mégane 1 incl. Classic for shocks Gabriel		95-10.02	32S17	159								
Mégane 1 incl. Classic for shocks Koni		95-10.02	*4									
Mégane 1 Scénic -> zie/see Scénic												
Mégane 1 Break *1		99-9.03	32A07	176	32A07H	211	0,5					
Mégane 1 Coupé	excl. Koni shocks	96-02	32S12	162			0,75					
Mégane 2		11.02-09						3202PRO	201	3202PER	156	0,75
Mégane 2 Grandtour *1		9.03-09						3203PRO	207	3203PER	162	0,75
Mégane 2 CC Coupé-Cabriolet		9.03-10						--		3206PER	165	0,75
Mégane 3		10.08-16						3210PRO	217	3210PER	172	0,75
Mégane 3 Estate *1 (Grandtour)	excl. GT , verlaagd onderstel / lowered chassis	09-16						3208PRO	217	3208PER	172	0,75
Mégane 3 GT Estate *1 (Grandtour)	GT, GT-line: verlaagd onderstel / lowered chassis	09-16						3209PRO	227	3209PER	182	0,75
Mégane 4		16-						3210PRO	217	3210PER	172	0,75
Mégane 4 Estate *1, Coupé		16-						3208PRO	217	3208PER	172	0,75
Modus		04-	32C12	118	32C12H	143	0,75					
R5		9.72-9.84	65S655	114	65S660	124	0,75					
R5 Super		10.84-3.93	32S05	122	32S05H	147	0,75					
R9, R11		12.81-1.89	65S555	114	65S560	124	0,75					
R12, R15, R17 incl. Break *1		11.69-8.78	32A02	113	32A02H	138	0,25					
R14		9.79-8.83	65S655	114	65S660	124	0,75					
R18 incl. Break *1		11.78-5.86	32A02	113	32A02H	138	0,25					
R19 incl. Chamade		11.88-95	32S07	116	32S07H	141	0,75					
R20		5.76-2.84	32C02	148			0,5					
R21 excl. Break *1		3.86-94	32S06	131	32S06H	156	0,75					
R21 Nevada, Savanna *1	original and Monroe shocks	*23 12.86-95								3201PER	136	0,5
R25		3.84-9.92	32C03	195			0,5					
R30		11.75-2.84	32C02	195			0,5					
Safrane	excl. 4x4	*30 10.92-01	32S09	126	32S09H	151	1,5					
Scenic 1 for shocks Original (old + new Sachs), Monroe, Kayaba		95-9.03	32S18	156			0,75					
Scenic 1 for shocks Gabriel		*4 95-9.03	32S17 *4	159			0,75					
Scenic 1 for shocks Koni		*4 95-9.03	*4									
Scenic 2		9.03-09						3204PRO	217	3204PER	172	0,75
Scenic 3		09-16						3208PRO	217	3208PER	172	0,75
Scenic 4		16-						3208PRO	217	3208PER	172	0,75
Grand Scenic 2		04-09						3205PRO	217	3205PER	172	0,75
Grand Scenic 3		09-16						3207PRO	217	3207PER	172	0,75
Grand Scenic 4		16-						3207PRO	217	3207PER	172	0,75
Talisman incl. Estate/Grandtour *1		13-						3214PRO	217			0,75
Trafic	T-serie	*9 8.81-6.01	32A03	172	32A03H	207	0,5					
Trafic	P-serie	*4 *8 81-	*4		*4							
Trafic also model 2014- en 2022-	X82, X83	01-	32C10	121	32C10H	156	0,75					
Twingo		93-07	32S13	121	32S13H	146	0,75					

	Opm, Notes see end	Jaar, Year, Jahr, Année	ST		HD		u, h	PRO		PER		u, h
			Set	Euro ex btw	Set	Euro ex btw		Set	Euro ex btw	Set	Euro ex btw	
Vel Satis		02-	32C09	118	32C09H	153	1,25					
ROVER												
45		99-	15S02	108	15S02H	133	1					
75	*7	99-	RalRng26	90			1,25					
200-series		4.85-2.90	65S455	114	65S460	124	1					
200-series		96-00	65S555	114	65S565	139	1					
400-series excl. Estate *1		96-00	15S02	108	15S02H	133	1					
600-series		93-00	23S04	111	23S04H	136	1					
800-series		11.86-99	15C03	129	15C03H	154	0,75					
Maestro, Montego -> see AUSTIN												
P6 3500		63-77	15B01	155	15B01H	190	3					
SD 1 2400,2600,3500 excl. Vitesse	*31	77-87						2702PRO	181	2702PER	136	1
SAAB												
9-3		97-03	33C05	95	--		0,25					
9-3 Sport Sedan, Sport Estate, ex.XWD/4x4	also Cadillac BLS	03-	30C18	113	30C18H	143	0,75					
9-5	Aero Sportchassis: shorter PER on request*4	97-10						3301PRO	213	3301PER	168	1
9-5 Estate	Aero Sportchassis: shorter PER on request*4	98-10								3301PER	168	1
9-5 incl. XWD		10-12	*4		*4							
90		9.84-10.87	33C03	118	33C03H	143	0,5					
96		5.70-5.80	80S860	131	80S865	141	0,75					
99		2.74-8.84	33C03	118	33C03H	143	0,5					
900		11.78-8.93	33C03	118	33C03H	143	0,5					
900		9.93-98	33C05	95	--		0,25					
9000		2.85-98	33C04	118	33C04H	143	0,75					
SEAT												
Alhambra		96-10	38C07	113	38C07H	148	0,5					
Alhambra		10-	38C09	113	38C09H	138	0,75					
Arosa		97-05	38C08	113	38C08H	138	0,5					
Altea incl. XL		04-	38C09	113	38C09H	138	1					
Cordoba		1.94-4.02						3401PRO	173	3401PER	128	1
Cordoba		4.02-09	38C08	113	38C08H	138	0,5					
Cordoba Vario *1		97-03						3807PRO	197	3807PER	152	1
Exeo incl. ST *1		09-13	38C10	113	38C10H	148	0,75					
Ibiza		11.84-5.93	19S055	115	19S062	140	1					
Ibiza	6K	6.93-4.02						3401PRO	173	3401PER	128	1
Ibiza	6L	4.02-09	38C08	113	38C08H	138	0,5					
Ibiza incl. ST *1	6J	09-	38C08	113	38C08H	138	0,5					
Ibiza Sport, Ecomotive incl. ST *1	special shorter aux. spring	09-	38C12	133	38C12H	158	0,5					
Inca		96-04	38A02	169	38A02H	204	0,5					
Fura		3.84-7.86	19S055	115	19S062	140	1					
Leon		4.00-06	38C06	113	38C06H	138	0,5					
Leon 2		06-12	38C09	113	38C09H	138	0,75					
Leon 3 incl. ST, SC		13-	38C13	133	38C13H	158	0,75					
Leon 3 FR (Sport-lowering)		13-	38C21	143	38C21H	168	0,75					
Malaga		9.85-91	19S055	115	19S062	140	1					
Marbella	*6	12.86-98	19B01	134			0,25					
Ronda		4.83-12.87	19S055	115	19S062	140	1					
Terra Diesel		4.90-96	34B02	112			0,25					
Toledo		9.91-3.99	65S755	118	65S762	143	1	3806PRO	197	3806PER	152	1
Toledo		4.99-04	38C06	113	38C06H	138	0,5					
Toledo		05-	38C09	113	38C09H	138	1					
SKODA												
Fabia incl. Combi *1		00-	38C08	113	38C08H	138	0,5					
Fabia incl. Combi *1 (also model 2015)	excl. Greenline with lowered chassis	07-	38C08	113	38C08H	138	0,5					
Fabia Greenline, lowered chassis incl. Combi *1	special shorter aux. spring	07-	38C12	133	38C12H	158	0,5					
Felicia Pick-up	*11	96-01	44C01	140			0,5					




	Opm, Notes see end	Jaar, Year, Jahr, Année	ST		HD		u, h	PRO		PER		u, h
			Set	Euro ex btw	Set	Euro ex btw		Set	Euro ex btw	Set	Euro ex btw	
Felicia incl. Combi *1 , Favorit , Forman Combi *1	*11	88-01								4401PER	160	1
Octavia incl. Combi *1		97-04	38C06	113	38C06H	138	0,5					
Octavia incl. Combi *1 model Tour		04-07	38C06	113	38C06H	138	0,5					
Octavia incl. Combi *1 incl. 4x4, excl. GreenLine / GreenTec / Lower Suspension		04-12	38C09	113	38C09H	138	1					
Octavia incl. Combi *1 GreenLine / GreenTec, Lower Suspension		07-12	38C15	133	38C15H	158	1					
Octavia incl. Combi *1 also 2020-		13-	38C13	133	38C13H	158	0,75					
Octavia incl. Combi *1 Greentech (Sport-lowering)		13-	38C21	143	38C21H	168	0,75					
Scala		17-	38C22	165	38C22H	190	0,5					
Superb 1		01-08	38C05	113	38C05H	138	0,25					
Superb 2 incl. Combi *1 incl. Greenline		08-6.15	38C09	113	38C09H	138	0,75					
Superb 3 incl. Combi *1, incl. 4x4 excl. DCC (Dynamic Chassis Control)		7.15-	38C14	133	38C14H	158	0,75					
Yeti	*4	09-	38C09	113	38C09H	138	0,75					
SMART												
Forfour		04-	28C13	117	28C13H	142	0,5					
SSANGYONG												
Actyon		06-	36C03	138	36C03H	163	0,5					
Korando models without ABS need adjustment plate ALR/LSV *4 (e10,-)		97-07	36C04	114	36C04H	149	0,75					
Korando		11-20	*4		*4							
Korando C300		20-	36C05	134	36C05H	159	1					
Kyron		05-14	36C03	138	36C03H	163	0,5					
Musso models without ABS need adjustment plate ALR/LSV *4 (e10,-)		95-05	36C04	114	36C04H	149	0,75					
Musso	*4	18-	36C06	154	36C06H	189	0,75					
Rexton Solid rear axle *15 excl. XVT		02-	36C03	138	36C03H	163	0,5					
Rexton Independent rear suspension *14 XVT , W		06-								3601PER	245	1,25
Rodius	*14	05-11								3601PER	245	1,25
Tivoli incl. XLV X100 excl. 4x4		15-20								3602PER	190	0,75
Tivoli X150		20-						3603PRO	230	3603PER	185	0,75
Tivoli XLV X150		20-								3603PER	185	0,75
Torres		22-	36C05	134	36C05H	159	1					
SUBARU												
Forester 4x4 SF	*31	98-02						4113PRO	205	4113PER	160	1,5
Forester 4x4 SG	*31	02-08						4115PRO	205	4115PER	160	1
Forester 4x4 SH	*31	08-13						4117PRO	208	4117PER	163	1
Forester 4x4 SJ	*32	13-20						4119PRO	208	4119PER	163	1,5
Impreza incl. Plus *1 , 4x4		92-01						4109PRO	195			1
Impreza incl. Plus *1 , 4x4		01-07	41S01	150	41S01H	175	-					
Impreza incl.4x4 GE,GV,GH,GR,GJ,GP		07-16						4116PRO	199	4116PER	154	1
Impreza incl.4x4 GK,GT		16-						4121PRO	212	4121PER	167	1
Justy G3X 4x4		04-07	41C01	139	41C01H	164	0,5					
Justy		07-						1710PRO	177			0,5
Legacy excl. 4x4 BC		11.89-12.91						4102PRO	187	4102PER	142	1,25
Legacy excl. 4x4 BC		1.92-6.94						4109PRO	195	4104PER	165	1
Legacy 4x4 BD		6.94-99						4108PRO	208			1,25
Legacy 4x4 BE		99-04						4112PRO	190	4112PER	145	0,75
Legacy 4x4 BL		04-10						4112PRO	190	4112PER	145	0,75
Legacy 4x4 BM		10-						*4		*4		
Legacy Touringwagon *1 , excl. 4x4 BF,BJ		11.89-12.91						4103PRO	191			1,25
Legacy Touringwagon *1 , excl. 4x4 BF,BJ		1.92-6.94						4105PRO	195	4105PER	150	1
Legacy Touringwagon *1 , 4x4 BF,BJ		1.92-6.94						4106PRO	184			1
Legacy Touringwagon *1 , excl. 4x4 BG,BK		6.94-8.98						4108PRO	208			1,25
Legacy Touringwagon *1 , 4x4 BG,BK		6.94-8.98						4107PRO	208			1,25
Legacy Touringwagon *1 , 4x4 BH,BT		9.98-04						4111PRO	199	4111PER	154	1
Legacy Touringwagon *1 , 4x4 BP		04-09						4111PRO	199	4111PER	154	1
Legacy Touringwagon *1 , 4x4 BR		09-						4118PRO	212	4118PER	167	1
Legacy Outback Touringwagon *1		97-8.98						4110PRO	195			1,25

CARSUPPORT STABILISING LOAD SPRINGS	ver. Cat2406a NL/UK Blue=new General info: see separate file on site! tel. +31/0-180-517788	Opm, Notes see end	Jaar, Year, Jahr, Année	ST		HD		u, h	PRO		PER		u, h
				Set	Euro ex btw	Set	Euro ex btw		Set	Euro ex btw	Set	Euro ex btw	
Legacy Outback Touringwagon *1	Spring upper diam. 106mm	*30	9.98-15						4111PRO	199	4111PER	154	1
Legacy Outback Touringwagon *1	Spring upper diam. 89mm	*32	9.98-15						4114PRO	190	4114PER	145	1
Outback Touringwagon *1	BS		15-21						4118PRO	212	4118PER	167	1
Outback Touringwagon *1	BT		21-						4122PRO	265	4122PER	209	1
Leone Touringwagon L-serie *1 excl.4x4			84-93						4101PRO	162			0,75
Levorg			15-	41S02	195			1,5					
Trezia			11-	37C11	140	37C11H	165	0,25					
Tribeca		*4 *7	05-	RalRng26-10	90								
XV	GP		12-						4120PRO	208	4120PER	163	1
SUZUKI													
Alto			02-06								3501PER	148	1
Alto			09-	35C07	135	35C07H	160	0,75					
Baleno incl. Wagon *1			95-02	35S02	131	35S02H	156	1					
Ignis			03-	35C04	114	35C04H	139	0,5					
Jimny			98-	35C10	139	35C10H	164	0,5					
Liana incl. Sedan			01-07	35S02	131	35S02H	156	1					
Splash			07-	35C08	119	35C08H	144	0,5					
Swift	excl.4x4		89-05	35C01	119	35C01H	144	0,5					
Swift incl.4x4	type RS,SG,NZ,MZ		05-16	35C06	126	35C06H	151	0,5					
SX4 incl.4x4			06-14	35C06	126	35C06H	151	0,5					
SX4 S-Cross			13-	35C09	126	35C09H	151	0,5					
Vitara			88-01	80S860	131	80S865	141	0,75					
Vitara	LY, 2wd & 4x4		15-	35C09	126	35C09H	151	0,5					
Grand Vitara			5.98-05	35S01	139	35S01H	164	0,75					
Grand Vitara	JS,JT		05-13	35C05	152	35C05H	177	1					
Kizashi			10-	35C11	160	*4		1					
Wagon R+			12.97-07	35C02	114	35C02H	139	0,5					
TALBOT													
Express (Camper*3: see separate camper catalogue)		*10 *17	81-94	51A02	185	51A02H	225	1					
TOYOTA													
Auris	E15		07-12	37C15	140	37C15H	165	0,5					
Auris incl. Hybrid, incl. TS	E18	*14	13-	37C14	118	37C14H	143	0,75					
Auris incl. TS Solid rear axle*15	E18	*15	13-	37C15	140	37C15H	165	0,5					
Avensis incl. Liftback			98-03	37S08	123	37S08H	148	1	3711PRO	214	3711PER	169	1
Avensis incl. Liftback			03-09						3717PRO	221	3717PER	176	2,3
Avensis Stationwagon *1			98-03	37S08	123	37S08H	148	1	3712PRO	214	3712PER	169	1
Avensis Stationwagon *1			03-09						3718PRO	221	3718PER	176	2,3
Avensis incl. Wagon *1	T27		09-	37C14	118	37C14H	143	0,75					
Avensis Verso	M2		01-06	37C09	112	37C09H	147	0,5					
Aygo	Heavy Duty HD: min.50kg load		05-14	37C12	115	37C12H*21	150	0,5					
Aygo			14-	37C17	134	37C17H	159	0,5					
Camry	SV10,SV11,CV10,CV11		82-9.86						3702PRO	173	3702PER	128	1
Camry	CV20,SV20,SV21,ZV21		10.86-6.91						3703PRO	178	3703PER	133	1
Camry	SXV10, VCV10		6.91-8.96						3705PRO	178	3705PER	133	1
Camry	SXV20, MCV20		9.96-01	37S07	123	37S07H	148	1					
Camry Station Wagon *1	SV20, SV21, CV20		1.87-4.92						3704PRO	178	3704PER	133	1
Carina incl. Stationwagon *1	TA10,TA12,TA14	*10	12.70-7.77	80S860	131	80S865	141	0,75					
Carina incl. Stationwagon *1	TA40,TA47,TA60,TA62,CA60	*6 *11	8.77-9.83	37C02	105	37C02H	130	0,75					
Carina II, Corona incl. Liftback	AT151,ST150,CT150,ST151		10.83-12.87	65S560	124			1,25	3701PRO	173	3701PER	128	1
Carina II, Corona incl. Liftback	AT171,ST171,CT170		1.88-92	65S660	124			1,25	3701PRO	173	3701PER	128	1
Carina II, Corona Stationwagon *1	AT171,CT170,ST171		1.88-10.92	65S660	124			1,25	3702PRO	173	3702PER	128	1
Carina E, Corona incl. Liftback	AT190,CT190,ST191		92-98	65S655	114	65S662	139	1,25	3706PRO	183	3706PER	138	1
Carina E, Corona Stationwagon *1	AT190,AT191,CT190,ST191		11.92-98						3710PRO	207	3710PER	162	1
Celica		*6 *11	8.77-7.85	37C02	105	37C02H	130	0,75					
Celica excl. 4x4	AT160,ST162		8.85-9.89	65S660	124			1,25					
Corolla 30 Station Wagon *1		*10	8.74-7.81	80S860	131	80S865	141	0,75					

	Opm, Notes see end	Jaar, Year, Jahr, Année	ST		HD		u, h	PRO		PER		u, h
			Set	Euro ex btw	Set	Euro ex btw		Set	Euro ex btw	Set	Euro ex btw	
Corolla incl.Liftback excl. Wagon *1	*6 *11	8.79-10.84	37C02	105	37C02H	130	0,75					
Corolla excl. Wagon *1 excl.Coupé	*9	5.83-5.87	65S555	114	65S562	139	1,25					
Corolla incl. Liftback excl. Wagon *1		5.87-5.92	65S560	124			1,25	3701PRO	173	3701PER	128	1
Corolla excl. Wagon *1		5.92-97	65S555	114	65S562	139	1,25	3708PRO	181	3708PER	136	1
Corolla excl. Wagon *1		97-02	65S555	114	65S562	139	1,25	3713PRO	181	3713PER	136	1
Corolla excl. Wagon *1, Verso		02-07						3716PRO	204	3716PER	159	1,25
Corolla Wagon *1	*10	8.79-5.92	80S860	131	80S865	141	0,75					
Corolla Wagon *1		5.87-92	65S560	124			1,25	3702PRO	173	3702PER	128	1
Corolla Wagon *1		5.92-97	65S555	114	65S562	139	1,25	3708PRO	181	3708PER	136	1
Corolla Wagon *1		97-02	65S555	114	65S562	139	1,25	3708PRO	181	3708PER	136	1
Corolla Wagon *1		02-07						3719PRO	204	3719PER	159	1
Corolla Verso		02-04						3719PRO	204	3719PER	159	1
Corolla Verso		04-09	37A06	153	37A06H	178	0,5					
Cressida		12.76-8.80	37C02	105	37C02H	130	0,75					
Cressida Station Wagon *1		12.76-8.80	80S860	131	80S865	141	0,75					
Cressida incl. Station Wagon *1		9.80-7.84	37C02	105	37C02H	130	0,75					
Hi-Ace 4x2	*10	5.83-12.89	37A02	163	37A02H	198	0,5					
Hi-Ace LH102,LH112,RZH102,RZH103,RZH112,RZH113,RZH115	*10	1.90-96	37A02	163	37A02H	198	0,5					
Hi-Ace incl. 4x4	*11	also 08- model	37A05	238	37A05H*21	288	0,75					
Hi-Lux Pickup 4x2		1.89-97	37A03	163	37A03H	198	0,5					
Hi-Lux Pickup 4x4		97-06	37A07	149	37A07H	184	0,5					
Hi-Lux Pickup 4x4 on request, welding needed ! KUN	*4	06-16	37A09*4	175	37A09H*4	200	1,2					
IQ		09-	37C13	145	*4 *21		0,5					
Landcruiser	*10	80-91	37A08	160	37A08H	195	0,5					
Landcruiser	*11	90-96	37C08	160	37C08H	195	0,75					
Landcruiser LWB long	*11	96-03	37C05	162	37C05H	187	0,75					
Landcruiser SWB short	*11	96-03	37C10	162	37C10H	197	0,75					
Lite-Ace	*10	2.86-4.92	37A02	163	37A02H	198	0,5					
Urban Cruiser		09-	37C11	140	37C11H	165	0,25					
Picnic		97-01	37C04	105	37C04H	130	0,5					
Previa	*4 *15	91-00	37S10	143	37S10H	168	0,75					
Previa		00-	37C07	110	37C07H	145	0,5					
Prius		03-09								3720PER	193	1,5
Prius		09-	37C15	140	37C15H	165	0,5					
ProAce		07-5.16	51C03	120	51C03H	170	0,75					
ProAce		07-5.16			51C03E	190	0,75					
ProAce, incl.Shuttle,Verso Light class max1500kg*39	*39	6.16-	51C04	140	51C04H	175	0,75					
ProAce, incl.Shuttle,Verso Light class max1500kg*39	*21 *39	6.16-			51C04E	195	0,75					
ProAce, incl.Shuttle,Verso Heavy class max1800kg*39	*39	6.16-	51C05	140	51C05H	175	0,75					
ProAce, incl.Shuttle,Verso Heavy class max1800kg*39	*21 *39	6.16-			51C05E	195	0,75					
ProAce, Electric (chass axle2 max1650kg)	*39	20-	51C04	140	51C04H	175	0,75					
ProAce City		19-						3114PRO	271	3114PER	215	0,5
Fun Cruiser (RAV 4) 4x4		94-00						3714PRO	218			0,75
Rav 4 incl. 4x4		00-06						3715PRO	218			1
Rav 4 incl. 4x4		06-13	37B02	165	37B02H	190	0,5					
Rav 4 incl. 4x4, incl. Hybrid		13-19	37B02	165	37B02H	190	0,5					
Starlet incl. Station Wagon *1	*6 *8	2.78-85	37C02	105	37C02H	130	0,75					
Starlet	*9	10.84-96	37S06	105	37S06H	130	0,75					
Tercel		5.82-8.84	65S555	114	65S560	124	0,75					
Tercel Station Wagon 4x4 *1		9.82-88	80S860	131	80S865	141	0,75					
Tundra			*4		*4							
Verso		04-09	37A06	153	37A06H	178	0,5					
Verso		09-18	37C11	140	37C11H	165	0,25					
Verso-S		10-	37C11	140	37C11H	165	0,25					
Yaris incl. Verso		99-06	37C06	115	37C06H	140	0,5					
Yaris		06-	37C11	140	37C11H	165	0,25					

	Opm, Notes see end	Jaar, Year, Jahr, Année	ST		HD		u, h	PRO		PER		u, h
			Set	Euro ex btw	Set	Euro ex btw		Set	Euro ex btw	Set	Euro ex btw	
TRIUMPH												
Acclaim		1.82-5.85	23S01	115	23S01H	140	1,25					
VAUXHALL												
Astra		79-84	30C03	98	30C03H	123	0,5					
Astra		84-98	30C07	98	30C07H	123	0,25					
Astra	type G,H	98-09	30C15	108	30C15H	133	0,25					
Astra	type J	09-	30C23	125	30C23H	150	0,5					
Astra Estate		79-85	30C04	98	30C04H	123	0,5					
Astra Estate		85-98	30C11	105	30C11H	130	0,25					
Astra Estate	type G,H	98-10	30C16	108	30C16H	143	0,25					
Astra Estate	type J	10-	30C23	125	30C23H	150	0,5					
Belmont		86-91	30C07	98	30C07H	123	0,25					
Brava Pick-up	TFR,TFS (4x2, 4x4)	92-01	30A01	148	30A01H	173	0,5					
Carlton incl. Estate		78-86	30C06	115	30C06H	140	0,5					
Carlton		86-94	30C12	105	30C12H	130	0,5					
Carlton Estate		86-94	30C13	105	30C13H	130	0,25					
Cavalier		70-81	30C06	115	30C06H	140	0,5					
Cavalier		81-88	30C05	98			0,5					
Cavalier		88-95	30C09	100	30C09H	110	0,25					
Chevette incl. Estate, Van		75-84	30C06	115	30C06H	140	0,5					
Corsa		93-00	30C02	102	30C02H	127	0,5					
Nova		83-93	30C02	102	30C02H	127	0,5					
Royale, Senator A,B		78-95	30C09H	110	30C09E	130	0,25					
Victor, VX, Ventora FE Serie incl.Estate		72-78	30C06	115	30C06H	140	0,5					
Agila	See OPEL	00-										
Calibra	See OPEL	90-98										
Combo	See OPEL	84-										
Frontera	See OPEL	95-										
Omega, Omega Caravan	See OPEL	94-03										
Signum	See OPEL	03-										
Sintra	See OPEL	96-99										
Vectra	See OPEL	95-										
Vivaro	See OPEL	01-										
Zafira	See OPEL	98-										
VOLKSWAGEN												
Bora incl. Variant *1	excl. 4motion 4x4	98-	38C06	113	38C06H	138	0,5					
Caddy excl. Pick-up		*10 96-04	38A02	169	38A02H	204	0,5					
Caddy Pick-up		*11 96-	44C01	140			0,5					
Caddy incl. Maxi, incl.4motion 4x4	ook/also model '15-	04-	38A04	192	38A04H	212	0,5					
Caddy incl. Maxi, incl.4motion 4x4	ook/also model '15- Extra Heavy Du	*21 04-			38A04E	237	0,5					
Corrado		88-96	65S555	114	65S562	139	1					
Crafter excl. 5t	E: Extra Heavy Duty, min.1250kg *2t	*34 06-16	18A04	330	18A04E	380	0,75					
Crafter Vóóras / Front springs *33	see separate camper catalogue	*7 06-16										
Crafter gen.2 Fwd excl ChassisCabine	E: Extra HD, min.250kg load *21	*9 *16 17-	38A05	430	38A05E	490	1					
Derby		77-86	65S455	114	65S460	124	1					
Eos	excl. 4x4	*4 06-	38C09	113	38C09H	138	0,5					
Golf I		73-8.83	65S755	118	65S762	143	1,25					
Golf II		8.83-91	65S755	118	65S762	143	1	3803PRO*6	185	3803PER*6	140	1
Golf II Country		-92						3803PRO*6	185	3803PER*6	140	1
Golf III excl. GT, GTi,VR6,Sport Suspension		8.91-97	65S755	118	65S762	143	1	3803PRO*6	185	3803PER*6	140	1
Golf III GT, GTi, VR6, Sport Suspension		8.91-97	65S755	118	65S762	143	1					
Golf III Variant *1		93-99						3805PRO	197	3805PER	152	1
Golf 4, IV	excl. Syncro 4x4	97-03	38C06	113	38C06H	138	0,5					
Golf 4, IV Variant *1	excl. Syncro 4x4	99-07	38C06	113	38C06H	138	0,5					
Golf 4, IV Cabrio	excl. Syncro 4x4	97-03	65S755	118	65S762	143	1					
Golf 5 incl.Plus	incl. Bluemotion	03-08	38C09	113	38C09H	138	0,5					

CAR SUPPORT STABILISING LOAD SPRINGS	ver. Cat2406a NL/UK Blue = new General info: see separate file on site! tel. +31/0-180-517788	Opm, Notes see end	Jaar, Year, Jahr, Année	ST		HD		u, h	PRO		PER		u, h
				Set	Euro ex btw	Set	Euro ex btw		Set	Euro ex btw	Set	Euro ex btw	
Golf 5 Variant *1	incl. Bluemotion		07-09	38C09	113	38C09H	138	0,5					
Golf 6 incl. Variant *1, incl.Plus	incl. Bluemotion		08-12	38C09	113	38C09H	138	0,5					
Golf 7 incl.Variant, incl. Sportsvan			13-	38C13	133	38C13H	158	0,75					
Golf 7 Sport incl.Variant			13-	38C21	143	38C21H	168	0,75					
Fox			05-11	38C08	113	38C08H	138	0,5					
Jetta 1			79-8.83	65S755	118	65S762	143	1					
Jetta 2			8.83-92	65S755	118	65S762	143	1	3803PRO*6	185	3803PER*6	140	1
Jetta 3, see Vento			92-98										
Jetta 4, see Bora			98-05										
Jetta 5 + 6	incl. Bluemotion, Hybrid		05-	38C09	113	38C09H	138	0,5					
Kever, Beetle	(made in D + Mexico)		60-	80S860	131	80S865	141	0,75					
New Beetle			98-12	38C06	113	38C06H	138	0,5					
LT 28, LT 31, LT 35		*4 *34	83-96	38B02	273	38B02E	323	0,5					
LT Vóoras / Front springs *33 , Extra Reinforced front springs, raises approx. +50mn		*4 *7	83-96										
LT 28, LT 31, LT 35	E: Extra Heavy Duty, min.1250kg *2l	*34	4.96-06	18A03	330	18A03E	380	0,75					
LT Vóoras / Front springs *33	<i>see separate camper catalogue</i>	*7	4.96-06										
Lupo			98-05	38C08	113	38C08H	138	0,5					
Passat I incl. Variant *1		*6	73-80	38C02	105	38C02H	130	0,75					
Passat II incl. Variant *1			81-88	65S760	124	65S765	143	1,25					
Passat III			88-9.96	65S760	124	65S765	143	1,25					
Passat III Variant *1			88-7.97	65S760	124	65S765	143	1,25					
Passat B5 incl. Variant	excl. 4motion / Syncro 4x4		10.96-05	38C05	113	38C05H	138	0,25					
Passat B5 4x4 incl. Variant	4motion/Syncro 4x4		97-05	38S03	130	38S03H	155	1,5					
Passat B6,B7 incl. Variant	also CC, incl. 4motion / Syncro 4x4		05-	38C09	113	38C09H	138	1					
Passat B6,B7 incl. Variant , special for Bluemotion, Lower Suspension			07-	38C15	133	38C15H	158	1					
Passat B8 incl. Variant	incl. 4motion / Syncro 4x4		14-					1					
Passat B8 incl. Variant , special for Bluemotion, Lower Suspension			14-	38C20		38C20H		1					
Polo I, II			8.75-7.94	65S455	114	65S460	124	1					
Polo	mk3,6N		8.94-01	65S655	114	65S660	124	0,5					
Polo Variant *1	mk3,6N		97-01						3807PRO	197	3807PER	152	1
Polo	mk4,9N		02-09	38C08	113	38C08H	138	0,5					
Polo	mk5, 6R,6C		09-	38C08	113	38C08H	138	0,5					
Santana			82-85	65S760	124	65S765	143	1					
Scirocco			74-89	65S755	118	65S762	143	1					
Sharan			95-10	38C07	113	38C07H	148	0,5					
Sharan			10-	38C09	113	38C09H	138	0,75					
Taro	4x2		89-97	37A03	163	37A03H	198	0,5					
Touran	1T		03-15	38C09	113	38C09H	138	1					
Touran	5T		15-	38C13	133	38C13H	158	0,75					
Tiguan			07-	38C09	113	38C09H	138	1					
Transporter	type T2	*36	-79	38S05	184	38S05H	209	0,75					
Transporter excl. 4motion 4x4	type T3	*8 *11	79-90	38C04	105	38C04H	140	0,5					
Transporter	type T4	*9	90-03	38C04	105	38C04H	140	0,5			3810PED *7	220	1
Transporter 4motion 4x4	type T4	*9	90-03	*4		*4							
Transporter excl. 4motion 4x4	type T5, T5 GP, T6, T6.1 Also 2019-		03-	38C11	121	38C11H	171	0,5			3809PED *7	215	1
Transporter 4motion 4x4	type T5, T5 GP, T6, T6.1 Also 2019-	*7	03-	--		--					3809PED *7	215	1
Transporter Campers*3 AL-KO chassis*36	<i>see separate camper catalogue</i>	*7	05-										
Up!			12-	38C08	113	38C08H	138	0,5					
Vento excl. GT,VR6,Sport Suspension			1.92-98	65S755	118	65S762	143	1	3806PRO	197	3806PER	152	1
Vento GT,VR6,Sport Suspension			1.92-98	65S755	118	65S762	143	1					
VOLVO													
Amazone	type P120, P130		57-70	80S860	131	80S865	141	0,75					
140, 160 series incl. Station Wagon *1		*4 *22	66-73	39C08	162	39C08H	187	0,75					
140, 160 series incl. Station Wagon *1			73-8.74	39C02	129	39C02H	154	0,75					
240, 260 series incl. Station Wagon *1			74-93	39C02	129	39C02H	154	0,75					
340, 360 series		*27	76-92	80S860	131	80S865	141	0,75					

	ver. Cat2406a NL/UK Blue = new General info: see separate file on site! tel. +31/0-180-517788	Opm, Notes see end	Jaar, Year, Jahr, Année	ST		HD		 u, h	PRO		PER		 u, h
				Euro ex btw	Euro ex btw	Euro ex btw	Euro ex btw		Euro ex btw	Euro ex btw	Euro ex btw		
340, 360 series		*28	76-92	65S555	114	65S562	139	0,75					
440, 460			88-98	39C05	119	39C05H	144	0,25					
480			85-96	39C06	119			0,5					
740 incl. Estate *1			84-92	39C03	149	39C03H	174	0,5					
760 incl. Estate *1		*15	82-92	39C03	149	39C03H	174	0,5					
850 incl. Estate *1 excl. Sport SuspensionT5	original, Monroe, Bilstein, Koni shocks	*30	91-97	39S09	153	39S09H	178	0,75					
850 incl. Estate *1 Sport Suspension, T5		*30	91-97	39S07	151	39S07H	176						
940 incl. Estate *1		*15	90-98	39C03	149	39C03H	174	0,5					
960 excl. Estate *1		*30	9.94-97	39S08	168	39S08H	193	0,75					
960 Estate *1		*11 *15	90-9.94	39C03	149	39C03H	174	0,5					
C30			06-13	21C06	114	21C06H	139	0,5					
C70	original, Monroe, Bilstein, Koni shocks	*30	98-06	39S09	153	39S09H	178	0,75					
C70			06-	21C06	114	21C06H	139	0,5					
S40, V40 Estate *1			95-04						3904PRO	190	3904PER	145	1,25
S40			04-12	21C06	114	21C06H	139	0,5					
V50, incl. T5, AWD 4x4			04-12	21C06	114	21C06H	139	0,5					
V40			12-	21C10	124	21C10H	149	0,75					
S60	original, Monroe, Bilstein, Koni shocks	*30	00-09	39S09	153	39S09H	178	0,75					
S60 excl. R-design , excl.4x4			10-						3909PRO	233	3909PER	188	1
V60 excl. R-design , excl.4x4			10-						3906PRO	233	3906PER	188	1
V60 Hybrid			14-								3908PER	275	1,5
S70, V70 Classic Estate *1, incl Awd 4x4	original, Monroe, Bilstein, Koni shocks	*30	97-00	39S09	153	39S09H	178	0,75					
V70 Estate *1, excl. XC	original, Monroe, Bilstein, Koni shocks	*30	00-07	39S09	153	39S09H	178	0,75					
V70 R AWD		*4	97-								3910PER		1
V70 Estate *1		*30	07-						3905PRO	213	3905PER	168	1
S80	original, Monroe, Bilstein, Koni shocks	*30	98-06	39S09	153	39S09H	178	0,75					
S80	four-C 4C dempers / shocks	*4 *7	98-06	RalRng40-15	90								
S80			06-						3907PRO	249	*4		1
S90		*30	97-98	39S08	168	39S08H	193	0,75					
S90		*4	16-	*4		*4							
V90			16-	39S10	188	39S10H	213	1					
XC60		*30	08-17						2113PRO	219	2113PER	174	1
XC60 Awd 4x4	rear: leafspring	*10 *30	17-21	39S11	210	*4		1					
XC70 incl. 4x4		*30	07-						3905PRO	213	3905PER	168	1
TGB C303 4x4	Available for both Front and Rear	*4	74-84			*4		1					
ZASTAVA													
Yugo 1100, 1100 Super			73-83	19S055	115	19S062	140	1					
Yugo GTL 45, 55, 65			83-91	19S055	115	19S062	140	1					

Nr. NL Nederlands

- *1 Station Wagon, Wagon, Kombi, Break, Estate
- *2 Van, Bestel
- *3 Camper, Kampeerauto *zie aparte camper catalogus*
- *4 Op aanvraag
- *5 In ontwikkeling
- *6 Uitlopend, zolang voorraad strekt
- *7 Afwijkende kortingen en garantievoorwaarden
- *8 Achterwielaandrijving
- *9 Voorwielaandrijving
- *10 Voor auto met bladveren
- *11 Voor auto met schroefveren
- *12 Schijfremmen achter
- *13 Trommelremmen achter
- *14 Onafhankelijke achterwielophanging
- *15 Starre achteras
- *16 Vierkante achteras
- *17 Ronde achteras
- *18 Niet voor auto's met stabilisatorstang
- *19 Voor auto's met LPG onderbouw gastank
- *20 Minimale achterasbelasting
- *21 Altijd zeer zware belading, zoals campers en service auto's
- *22 Toepasbaar indien de hoofdveer boven met een bout bevestigd is
- *23 Voor originele, Monroe en Delco achterschokdempers. 3201PER kan alléén met Carsupport veerspanner 3201SPA gemonteerd worden. Deze wordt op aanvraag in bruikleen meegeleverd.
- *24 Niet geschikt voor de Express type HL of CU+ (01/92-) met verhoogd laadvermogen 760kg
- *25 Controleer de kleurcode van de originele veer
- *26 Voor schokdempers met een reservoirbuisdiameter van 38-40mm
- *27 Voor schokdempers met een reservoirbuisdiameter van 38-43mm
- *28 Voor schokdempers met een reservoirbuisdiameter van 43-60,5mm
- *29 Niet voor auto's met elektronisch instelbare schokdempers (A.A.S.)
- *30 Niet voor auto's met niveauregeling
- *31 Vervangende veren voor auto's **met of zonder** niveauregelingschokdempers: 1. Als deze worden vervangen door conventionele schokdempers. 2. Om de niveauregelingschokdempers te ondersteunen en ook tijdens stilstand op correcte hoogte te houden.
- *32 Voor auto's **met** niveauregelingschokdempers. Deze veren ondersteunen de hoogteregeling en houden de auto ook tijdens stilstand op correcte hoogte.
- *33 **Voorzijde**, Verhogingsvoorveren voor campers, vervangende veren of hulpveren.
- *34 Enkellucht (enkele band)
- *35 Dubbellucht (dubbele band)
- *36 Torsieveren
- *37 Verlengde uitvoering (extra achterbank)
- *38 Comfort set, maakt stugge auto soepeler
- *39 Jumpy e.d.: verschil Light / Heavy chassis. Zie label aslasten(deurportaal rechts) as2: 1500kg of 1800kg

ALGEMENE OPMERKINGEN (zie blad met volledige uitleg)

- Genoemde prijzen zijn adviesprijzen, bruto, **per set**, in Euro, excl. B.T.W.
- ⌚ : een richtlijn voor de inbouwtijd in uren.
- Auto's met 4x4 (4WD) en auto's met automatische niveauregeling zijn uitgesloten, tenzij anders vermeld.
- Verlaagde auto's, af fabriek of achteraf: met hulpveren ST/HD zal de auto meer stijgen dan opgegeven. Tenzij anders vermeld, zijn vervangende veren PER/PRO niet geschikt
- Carsupport behoudt zich het recht voor prijzen, sets en toepassingen per direct te veranderen.
- Fouten voorbehouden. Copyright © 2005..2022

No. UK English

- *1 Estate, Station Wagon, Wagon, Break, Combi
- *2 Van
- *3 Motorhome, Camper *see separate camper catalogue*
- *4 On demand
- *5 In preparation
- *6 Supplied until stock depleted
- *7 Different discounts and guarantee conditions
- *8 Rear wheel drive
- *9 Front wheel drive
- *10 For cars with leaf springs
- *11 For cars with coil springs
- *12 Disc brakes on rear
- *13 Drum brakes on rear
- *14 Independent rear suspension
- *15 Solid rear axle
- *16 Square rear axle
- *17 Round rear axle
- *18 Not intended for vehicles with stabilizer bar
- *19 For cars with subfloor LPG tank
- *20 Minimum weight on rear axle
- *21 Only for constant very heavy loaded cars
- *22 Suitable if the main spring is fixed with a bolt on top
- *23 For original, Monroe and Delco rear shock absorbers. 3201PER can only be fitted with Carsupport spring compressor 3201SPA.
- *24 Not suitable for Express type CU+ (01/92-) with a carrying capacity of 760kg
- *25 Check color marks of original carsprings
- *26 Suitable for shock absorbers with a reservoir tube diameter of 38-40mm
- *27 Suitable for shock absorbers with a reservoir tube diameter of 38-43mm
- *28 Suitable for shock absorbers with a reservoir tube diameter of 43-60.5mm
- *29 Not for cars with electronically adjustable shock absorbers (A.A.S)
- *30 Not for cars with self levelling system
- *31 Replacement springs for cars **with or without** self levelling shock absorbers:
 1. if these are replaced by conventional shocks.
 2. for keeping the car also while stationary at correct height.
- *32 For cars **with** self levelling shock absorbers. Helps when the levelling system is insufficient and help to keep the car at correct height while stationary.
- *33 For the **front side** of campers. Reinforced replacement springs or Aux. springs.
- *34 Single wheel
- *35 Twinwheel
- *36 Torsion spring
- *37 Stretched model (extra rear seat)
- *38 Comfort set, for a smoother suspension
- *39 Jumpy etc: Light / Heavy chassis? See label axle load(door rightside) axle 2: 1500 / 1800kg

GENERAL REMARKS: (See complete explanation)

- Mentioned prices are advised end user prices, **per kit**, in Euro, ex. V.A.T.
- ⌚ : fitting time in hours, only as a rough guide.
- 4x4 (4WD) vehicles and cars with levelling systems are excluded, unless mentioned otherwise.
- Lowered cars (original or custom): with aux.springs ST/HD the car will raise more then mentioned. Unless mentioned otherwise, replacement springs PER/PRO are not suitable.
- Carsupport can change prices, products or applications without prior notice.
- Errors excepted. Copyright © 2005..2022